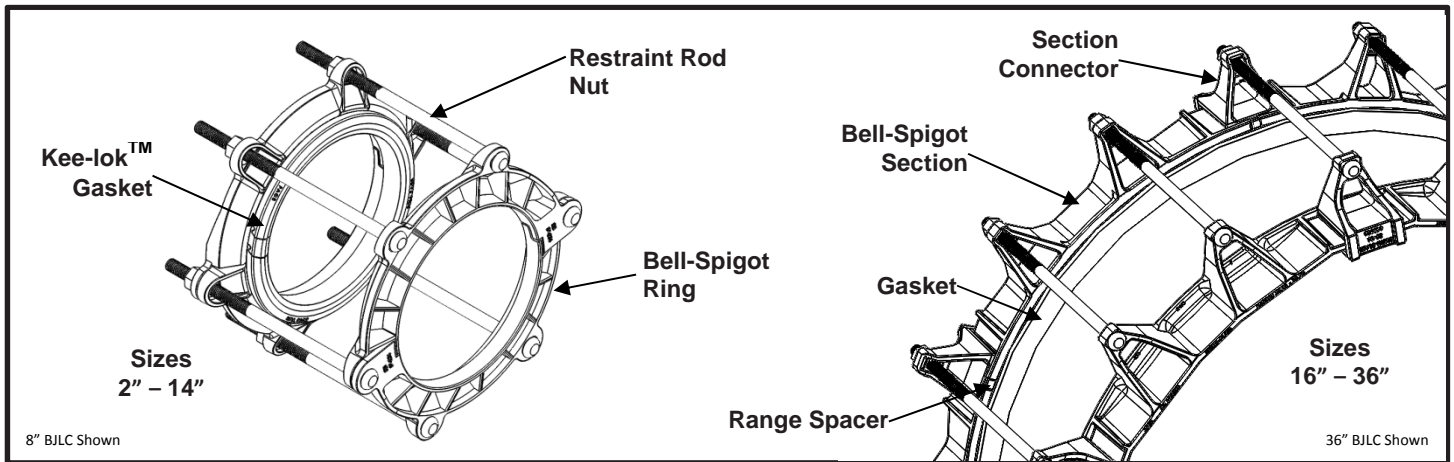


SPECIFICATION

BELL JOINT LEAK CLAMP

MODEL 274



APPLICATIONS

- **Typical Uses**
 - Seal bell and spigot joints
 - Repair leaking bell and spigot rubber ring or caulk joints
 - Repair leaking in-line couplings
- **Standard Pipe Size**
 - 2" to 36" nominal
- **Type of Pipe**
 - PVC (DR18 or thicker), Cast Iron or Ductile Iron Rubber Ring and Caulk Joints
- **Working Pressure**
 - 150 psi

MATERIALS

- **Bell-Spigot Ring**
 - Material: 2" – 12" nominal pipe size = Cast using Ductile Iron 80-55-06 per ASTM 536
14" nominal pipe size = Carbon Steel per ASTM A36
 - Flexi-Coat® fusion bonded epoxy finish which meets application methods AWWA C213
 - Two piece interlocking design allow ease of installation without interrupting the flow in pipe
 - Spigot ring design enables a single clamp nominal size to fit on virtually all classes and brands of the same nominal size
 - Integral bolt head pocket for one wrench installation
- **Bell-Spigot Section**
 - Material: 16" – 36" nominal pipe size = Cast using Ductile Iron 80-55-06 per ASTM 536
 - Flexi-Coat® fusion bonded epoxy finish which meets application methods AWWA C213
 - Interlocking design allow ease of installation without interrupting the flow in pipe
 - Integral bolt head pocket for one wrench installation
- **Section Connector**
 - Material: 16" – 36" nominal pipe size = Cast using Ductile Iron 80-55-06 per ASTM 536
 - Flexi-Coat® fusion bonded epoxy finish which meets application methods AWWA C213
 - Interlocking design interfaces with bell-spigot section securing sections together with no hardware
 - Integral bolt head pocket for one wrench installation



SPECIFICATION

BELL JOINT LEAK CLAMP

MODEL 274

- **Range Spacer**
 - Material: 16" – 36" nominal pipe size = Cast using Ductile Iron 80-55-06 per ASTM 536
 - Flexi-Coat® fusion bonded epoxy finish which meets application methods AWWA C213
 - Spacer allows for nominal size section to fit on virtually all classes and brands of the same nominal size
- **Gasket**
 - Nitrile (Buna-N) per ASTM D2000
 - Certified to NSF/ANSI 61-G & 372
 - Compounded to resist water, oil, natural gas, acids, alkalies, most (aliphatic) hydrocarbon fluids, and many other chemicals
 - Temperature range: -20°F to +180°F
 - Kee-lok™ Gasket design eliminates the need of field cutting the gaskets - the ends are easily joined - no need of staples tongs, tape or other gadgets to hold the gasket ends together (not available in 14", 30" or 36" which have bias cut ends)
 - Kee-lok™ Gasket provided with extension piece for use on larger O.D. pipe sizes
- **Restraint Rod**
 - HSLA Carbon Steel per AWWA C111/A21.11
 - Rolled threads for improved physical characteristics, greater thread accuracy, and smooth surface finish
- **Nut**
 - HSLA Carbon Steel per AWWA C111/A21.11
 - Heavy Hex Semi-Finished

LISTINGS

- Tested to meet applicable ASTM 1674 standards
- Tested to meet applicable Uni-B-13-94 standards

OPTIONS

- Type 304 Stainless Steel hardware with fluoropolymer coated nuts to prevent galling
- Type 316 Stainless Steel hardware with fluoropolymer coated nuts to prevent galling
- Alternative gasket material (e.g. SBR, EPDM, etc.)
- Double gasket for in-line coupling repairs
- Anode Connector
- Special order length bolts/rods
- Higher working pressure design
- Larger diameter special fittings

NOTES

- This product **does not** restrain the pipe from pulling out of the fitting
- This product is suitable for use on AWWA C-900 and C-905 PVC (*longer bolts required, DR18 minimum wall thickness*)
- Flexi-Coat® is a registered trademark of Smith-Blair Inc.
- Kee-lok™ trademark of Smith-Blair Inc.
- These product specifications were correct at the time of publication and are subject to change without notice.
- See the Smith-Blair® web site for part numbers and ordering information
- See the Smith-Blair® web site for warranty information
- See the Smith-Blair® web site for corrosion warnings



36 Hudson Rd
Sudbury MA 01776

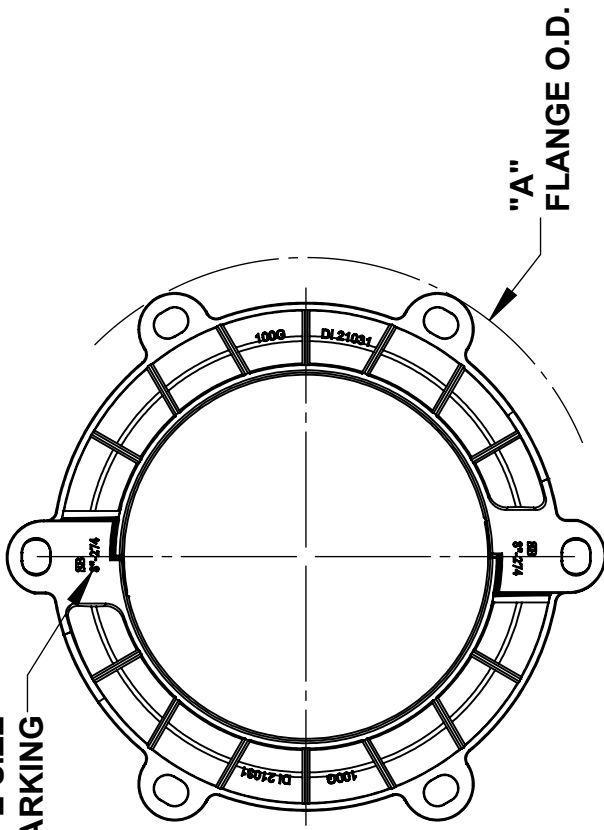


800-225-4616
www.tisales.com

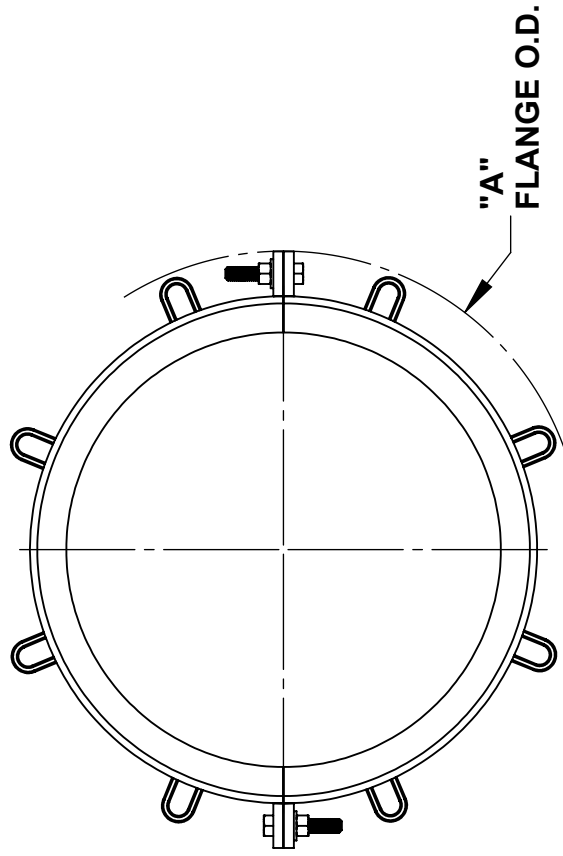
30 Globe Ave, Texarkana, AR 71854
Ph: 870-773-5127 • Fax: 870-773-5212
Toll-Free Numbers: Ph: 800-643-9705 • Fax: 800-648-6792



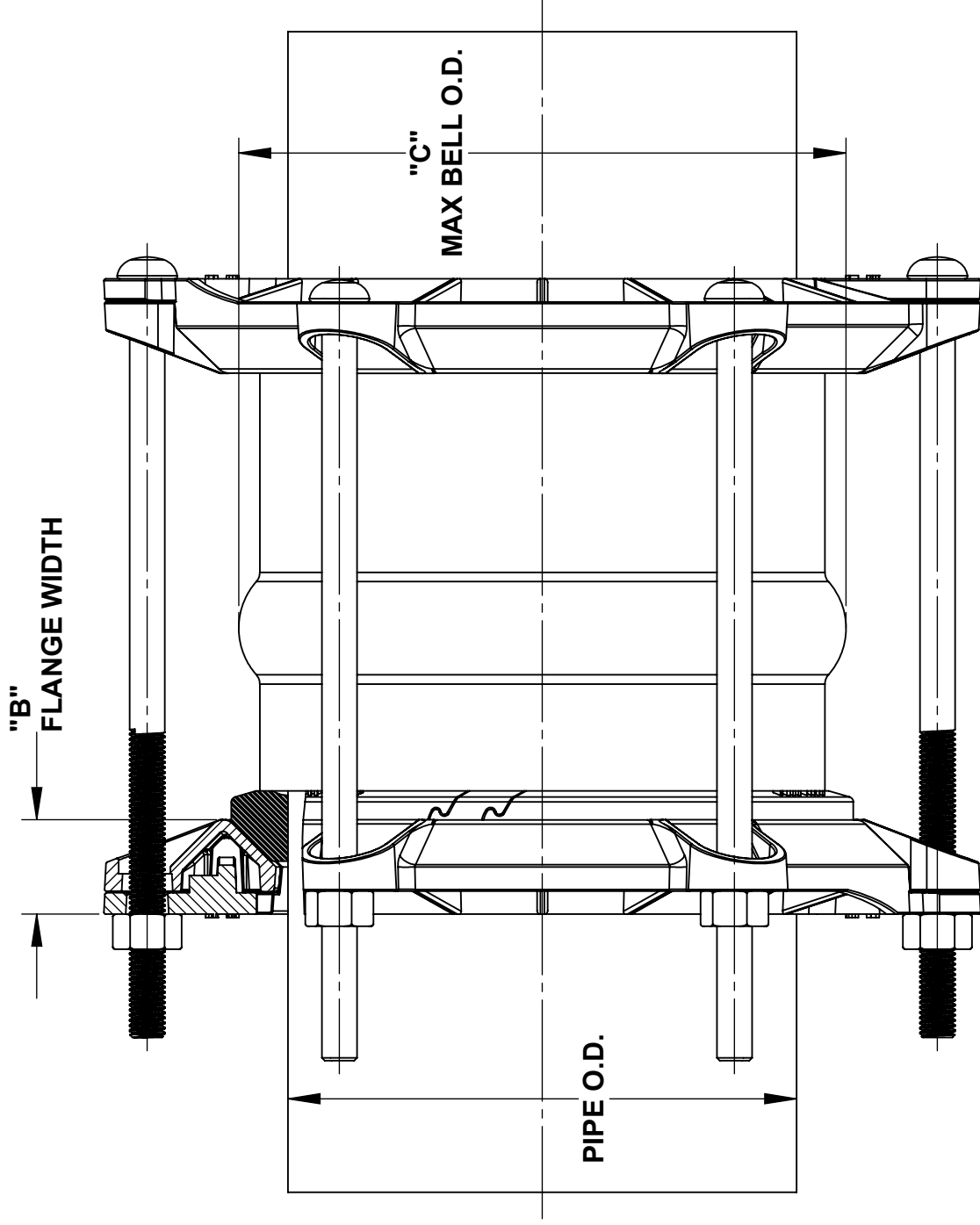
NOMINAL PIPE SIZE MARKING



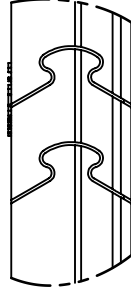
2\"/>



14\"/>



**TYPICAL INSTALLATION
NOMINAL PIPE SIZES 2" - 14"**



KEE-LOK™ GASKET DETAIL

CERTIFIED TO NSF/ANSI 61-G & 372

TOLERANCES U.N.O. XX= ±.03 XXX= ±.015 FRACTIONS= ±.01 ANGLES= ±1° MACH. FIN.	NOTES: REMOVE BURRS AND SHARP EDGES DO NOT SCALE DWG.	APP'D	DATE
	SCALE: N/A	CK'D	DATE
	ALL DIMENSIONS ARE IN INCHES.	DRN	CHD

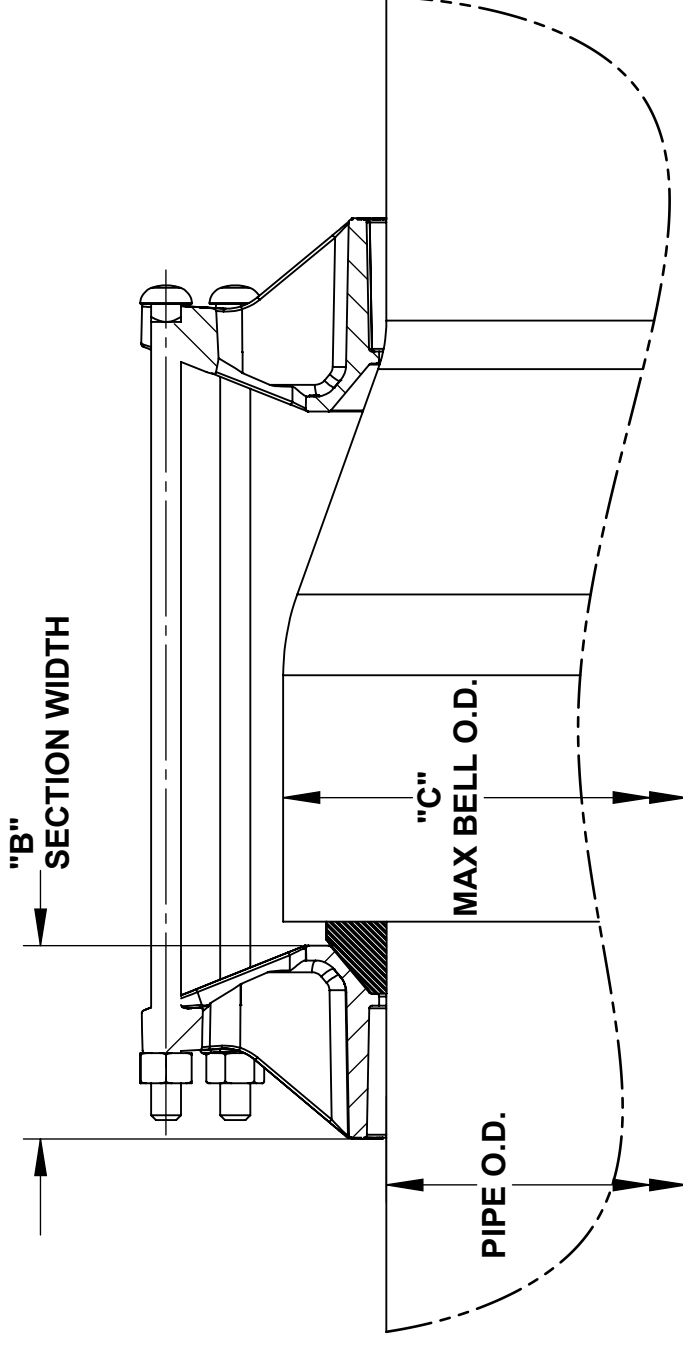
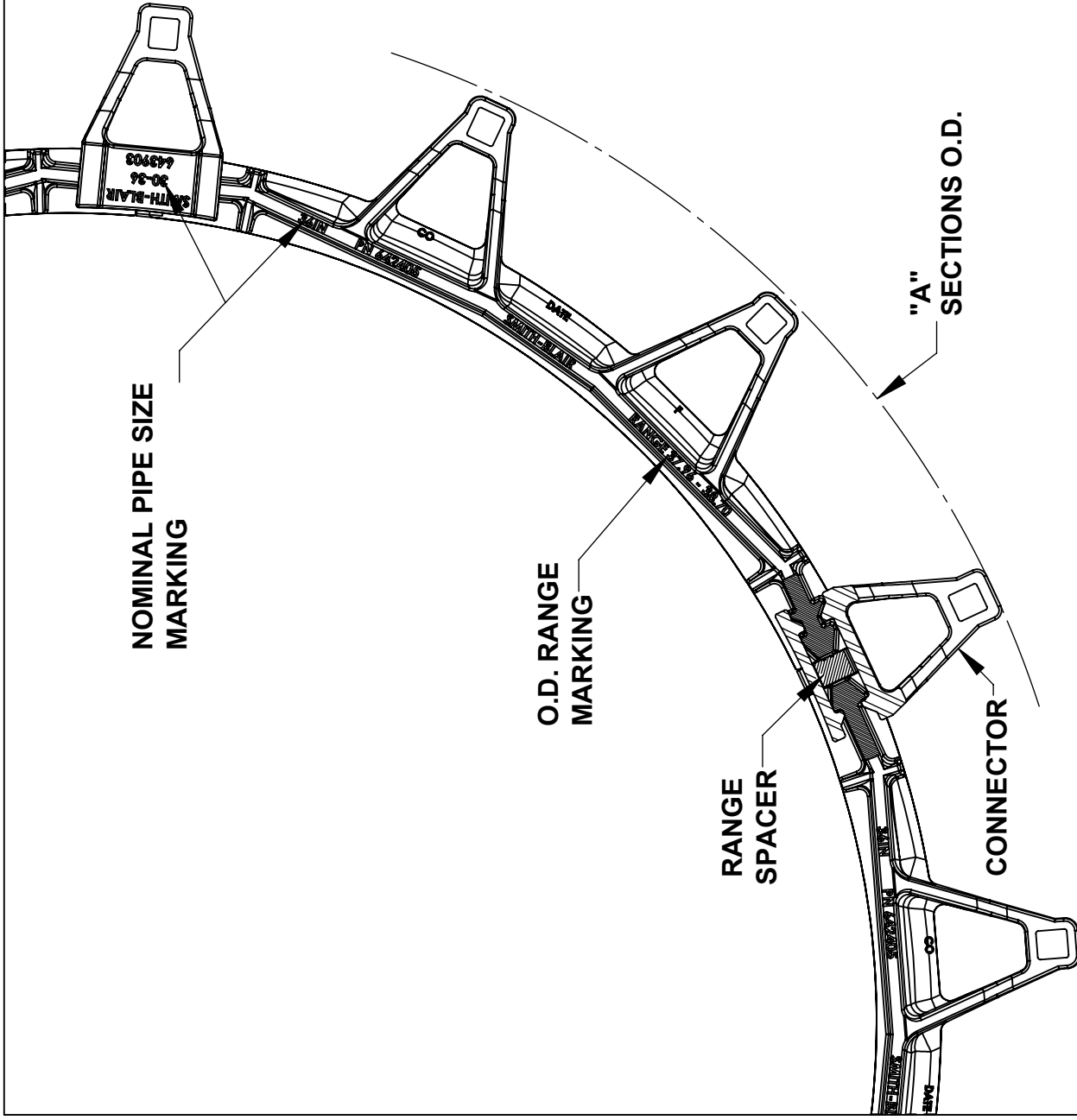
TITLE	SMITH-BLAIR, Inc.	P/N	N/A
BELL JOINT LEAK CLAMP	TEXARKANA, ARKANSAS	SPEC_274.DRW	DWG. NO.
MODEL 274		1	2
		OF	2
		SHEET	REV.
			2/25/16

- NOTES:**
- SEE SMITH-BLAIR CATALOG FOR ADDITIONAL DETAILS
 - 8" BJLC SHOWN. OTHER SIZES ARE SIMILAR.
 - SEE CATALOG FOR SHORT OR LONG BELL PRODUCT SELECTION AND CORRESPONDING HARDWARE SIZE & QUANTITIES

NOM. PIPE SIZE	PIPE O.D. RANGE	A	B	C	APPROX WEIGHT (LBS)
2	2.50	7.00	1.00	5.19	3
3	3.80-3.96	10.00	1.75	7.75	15
4	4.80-5.00	11.13	1.75	8.50	19
6	6.90-7.10	13.50	1.75	11.05	23
8	9.05-9.30	15.75	1.75	13.43	33
10	11.10-11.40	17.80	1.75	15.40	37
12	13.20-13.50	20.13	1.75	17.93	48
14	15.30 & 15.65	21.77	3.00	19.73	58

WRENCH SIZE CHART

NUT	SIZE
1/2"-13UNC HH	7/8"
5/8"-11UNC HH	1-1/16"



**TYPICAL INSTALLATION
NOMINAL PIPE SIZES 16"-36"**

NOTES:

1. SEE SMITH-BLAIR CATALOG FOR ADDITIONAL DETAILS
2. 36" BJLC WITH RANGE SPACERS SHOWN. OTHER SIZES ARE SIMILAR.
3. SEE CATALOG FOR SHORT OR LONG BELL PRODUCT SELECTION AND CORRESPONDING HARDWARE SIZE & QUANTITIES

NOM. PIPE SIZE	PIPE O.D. RANGE	A	B	C	APPROX WEIGHT (LBS)
16	17.40-17.80	27.78	2.47	22.15	78
18	19.50-19.92	27.38	2.59	24.75	90
20	21.60-22.06	29.74	2.75	27.11	118
24	25.80-26.32	34.36	3.00	31.73	130
30	31.74-32.74	42.48	4.00	39.85	245
36	37.96-38.70	48.88	4.00	46.25	301

WRENCH SIZE CHART

NUT	SIZE
5/8"-11UNC HH	1-1/16"

CERTIFIED TO NSF/ANSI 61-G & 372

TOLERANCES U.N.O. XX= ±.03 XXX= ±.015 FRACTIONS= ±.015 ANGLES= ±1° MACH. FIN=	NOTES: REMOVE BURRS AND SHARP EDGES DO NOT SCALE DWG.	APP'D	DATE
	SCALE: N/A	CK'D	DATE
	ALL DIMENSIONS ARE IN INCHES.	DRN	DATE
		CHD	12/3/15

TITLE
SPECIFICATION
BELL JOINT LEAK CLAMP
MODEL 274

SMITH-BLAIR, Inc.
TEXARKANA, ARKANSAS

P/N N/A

SPEC_274.DRW	2 OF 2 SHEET
DWG. NO.	REV.