

**AMERICAN AVK HIGH PRESSURE, 250 PSI, NOSTALGIC,
DUAL PUMPER, DRY BARREL HYDRANT**

**27N/PPN
NOSTALGIC DUAL PUMPER**

Meets or exceeds AWWA C502 (latest) - Working Pressure - 250 PSI

Inlet Bases: Flanged in accordance with ANSI B16.1 Class 125,

Mechanical and Push-On Joint in accordance with ANSI/AWWA C111/A21.11

Use:

For water and neutral liquids to maximum 160°F.

Tests:

Hydraulic test to AWWA C502:

Seat Test: 500 PSI

Approvals:
UL/ULC Listed
Certified to:
NSF/ANSI 61
NSF/ANSI 372



Components:

Nozzle Section, Bonnet, Barrels, Standpipe Flanges,
Breakable Flange, Main Valve Flange, Base,

Caps, Weathershield

Nozzles, Valve Seat Ring, Drain Ring
Operating Nut, Thrust Nut

Brass Fittings, Brass Plugs

Main Valve

Stem Rod Couplings, Lock Rings, Nozzle Retaining
Screw, Lock Plate, Lock Plate Screw, Stop Pins,
Coupler Pins, Main Valve Retaining Pin, Spring Pins,

Coating

Stop Nut, Chain Set, Hardware

Barrel Gasket, Cap Gasket, O-rings

Lubrication Hole Seal

Anti-Friction Washer

Base Elbow / Inlet Configuration

6" MJ

4" MJ

8" MJ*

*Not FM Approved

Standard:

Ductile Iron ASTM A536

Cast Iron ASTM A126 Class "B"

Bronze

Brass

Ductile iron core, fully encapsulated with EPDM rubber.

Stainless Steel

Above ground-Fusion bonded epoxy inside and out. Below
ground - Bitumen/Fusion bonded epoxy. Epoxy meets or
exceeds AWWA C550 (latest)

Zinc Plated Steel

NBR - (Barrel Gasket with 304 stainless insert)

Oil Resistant Rubber

Polyamide

6" Flanged

4" Flanged

Straight Flanged 6"

6" Push-on

4" PE*

6" PE*

HYMAX®*

Optional Materials:

Hardware

Upper Stem Rod

Lower Stem Rod

Opening Direction

Zinc Plated

304 Stainless

304 Stainless

Open Left

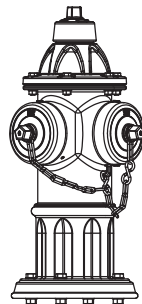
304 Stainless

Epoxy Coated Steel

Epoxy Coated Steel

Open Right

316 Stainless



Series 27N/PPN
Dual Pumper



36 Hudson Rd
Sudbury MA 01776



800-225-4616
www.tisales.com

AMERICAN AVK HIGH PRESSURE, 250 PSI, NOSTALGIC, DUAL PUMPER, DRY BARREL HYDRANT

27N/PPN NOSTALGIC DUAL PUMPER

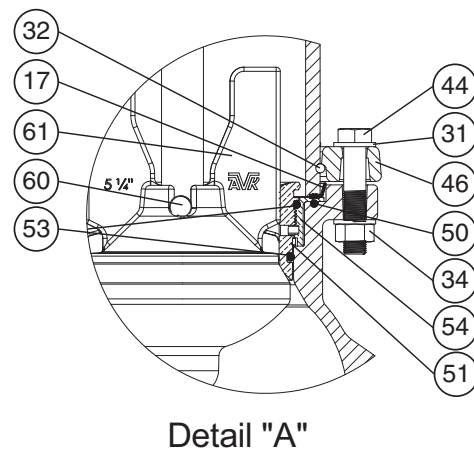
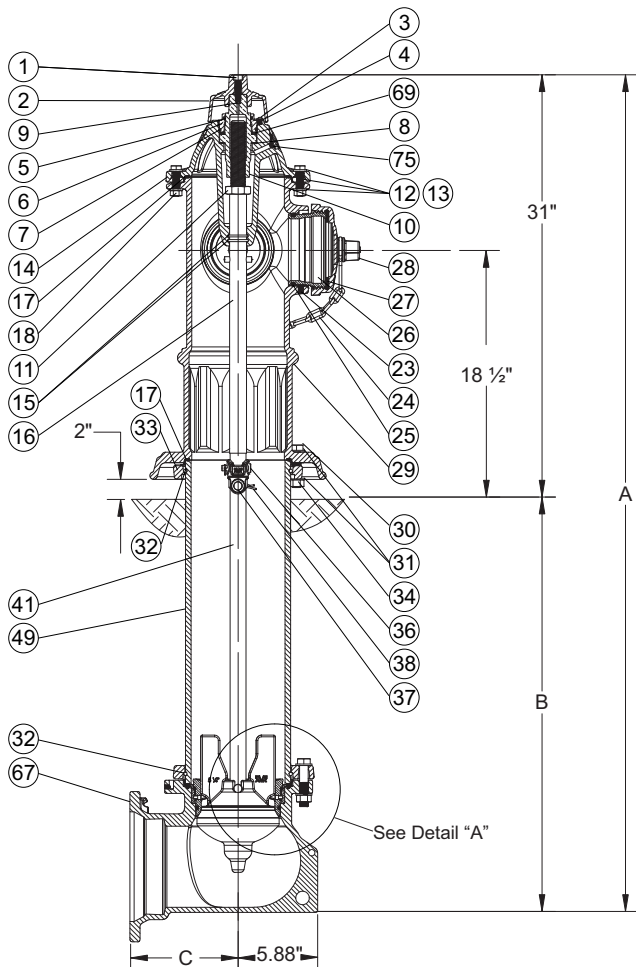
Meets or exceeds AWWA C502 (latest) - Working Pressure - 250 PSI

Inlet Bases: Flanged in accordance with ANSI B16.1 Class 125,

Mechanical and Push-On Joint in accordance with ANSI/AWWA C111/A21.11

Component List:

- | | | | |
|----------------------------|----------------------------|----------------------------------|---------------------------------|
| 1. Weathershield Bolt | 15. Stem Seal O-rings | 32. Lock Ring | 53. Valve Seat O-ring -Detail A |
| 2. Weathershield | 16. Upper Stem Rod | 33. Breakable Flange | 54. Drain Ring -Detail B |
| 3. Lock Plate Screw | 17. Barrel Gasket | 34. Nozzle Section Nut | 55. Brass Plug -Not shown |
| 4. Lock Plate | 18. Bonnet Nut | 36. Coupler Pin | 56. Brass Fitting -Not shown |
| 5. Inner Thrust Nut O-ring | 23. Nozzle Retaining Screw | 37. Breakable Stem Rod | 60. Main Valve Retaining Pin |
| 6. Thrust Nut | 24. Chain Set | Coupling | -Detail B |
| 7. Outer Thrust Nut O-ring | 25. Pumper Nozzle O-ring | 38. Spring Pin | 61. Main Valve Disc -Detail B |
| 8. Anti-Friction Washer | 26. Pumper Nozzle | 41. Lower Stem Rod | 62. Base Gasket -Detail B |
| 9. Lubrication Hole Seal | 27. Pumper Nozzle Gasket | 44. Extension Bolt -Detail A | 64. Stud Bolt -Detail B |
| 10. Operating Nut | 28. Pumper Nozzle Cap | 46. Standpipe Flange -Detail A | 67. Base |
| 11. Stop Nut | 29. Nozzle Section | 49. Lower Barrel | 69. Thrust Bearings |
| 12. Bonnet Bolt | 30. Nozzle Section Bolt | 50. Lower Barrel O-ring Detail A | 75. Zerk Fitting |
| 13. Bonnet Washer | 31. Nozzle Section Washer | 51. Valve Seat Ring -Detail A | |
| 14. Bonnet | | | |



Ref No.	Base Sizes	Outlets	A	B*	C Flanged	C MJ	C Push-on	C PE	C HYMAX GRIP®
27N-PPN-4	- 4"	2x4"/4½"	49" - 247"	18" - 216"	8.00"	8.00"	N/A	23.70"	N/A
27N-PPN-6	- 6"	2x4"/4½"	49" - 247"	18" - 216"	8.00"	8.00"	9.00"	22.80"	11.60"
27N-PPN-8	- 8"	2x4"/4½"	49" - 247"	18" - 216"	N/A	9.38"	N/A	N/A	N/A

* Buries greater than 216" available upon request.



36 Hudson Rd
Sudbury MA 01776



800-225-4616
www.tisales.com

DS S27N/PPN/NG NOSTALGIC DUAL PUMPER
Subject to change without notice. (rev. 09/20)