




CULTEC Contactor® Field Drain C-4 Septic Chamber

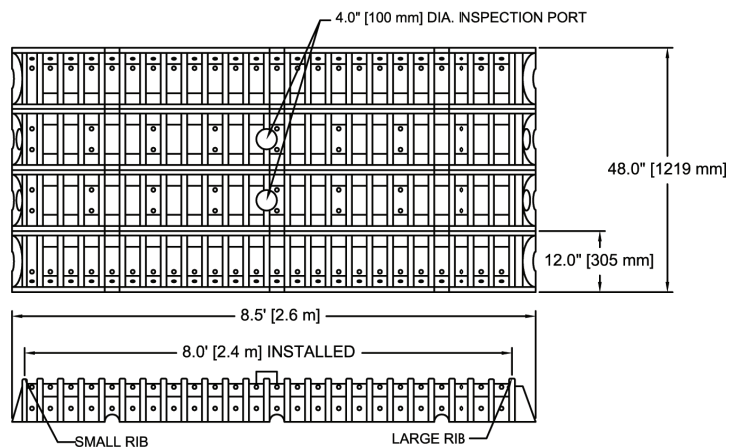
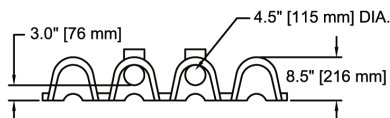
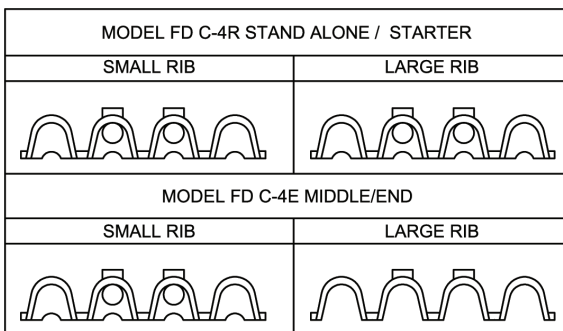
The Contactor® Field Drain C-4 is a 8.5" (216 mm) tall, ultra-low profile chamber and is typically used for installations with depth restrictions or when a larger infiltrative area is required. The Contactor® Field Drain C-4™ is our lowest profile septic chamber with largest bottom area infiltrative capability.



Heavy Duty versions have a blue stripe

Available in Standard and Heavy Duty versions.

Size (L x W x H)	8.5' x 48" x 8.5" 2.6 m x 1219 mm x 216 mm
Installed Length	8.0' 2.44 m
Length Adjustment per Run	0.5' 0.15 m
Chamber Storage	1.692 ft ³ /ft 0.16 m ³ /m 13.55 ft ³ /unit 0.38 m ³ /unit
Max. Allowable Cover	
Standard Duty version	5' 1.52 m
Heavy Duty version	12' 3.66 m
Max. Inlet Opening in Endwall	4.5" 115 mm
Invert Height	3" 76 mm



36 Hudson Rd
Sudbury MA 01776

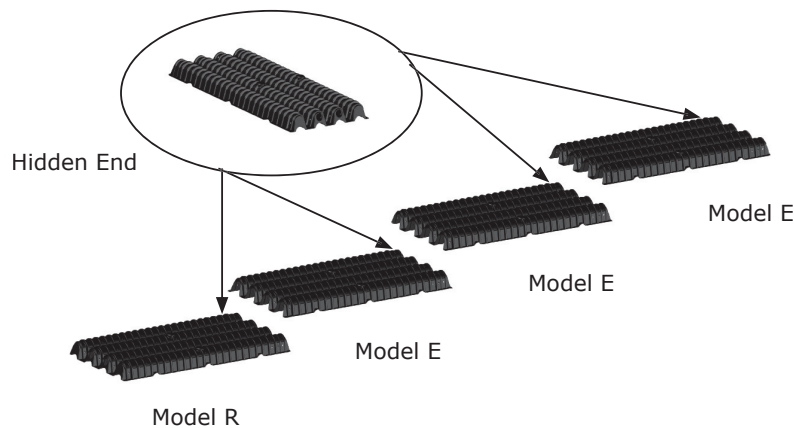


800-225-4616
www.tisales.com

For more information, contact CULTEC at (203) 775-4416 or visit www.cultec.com.



Typical Interlock Installation



CULTEC Contactor® Field Drain C-4HD Specifications

GENERAL

CULTEC Contactor® Field Drain C-4 septic chambers are designed to be used for septic leachfields.

CHAMBER PARAMETERS

1. The chambers shall be manufactured by CULTEC, Inc. of Brookfield, CT. (203-775-4416 or 1-800-428-5832)
2. The chamber shall be vacuum thermoformed of black high molecular weight high density polyethylene (HMWHDPE).
3. The chamber shall be arched in shape.
4. The chamber shall be open-bottomed.
5. The chamber shall be joined using an interlocking overlapping rib method. Connections must be fully shouldered overlapping ribs, having no separate couplings or separate end walls.
6. The nominal chamber dimensions of the CULTEC Contactor® Field Drain C-4 shall be 8.5 inches (216 mm) tall, 48 inches (1219 mm) wide and 8.5 feet (2.6 m) long. The installed length of a joined Contactor® Field Drain C-4 shall be 8.0 feet (2.4 m).
7. Maximum inlet opening on the chamber endwall is 4.5 inches (115 mm).
8. The nominal storage volume of the Contactor® Field Drain C-4 chamber shall be 1.692 ft³ / ft (0.16 m³ / m). The nominal storage volume of a single Contactor® Field Drain C-4R Stand Alone unit shall be 14.38 ft³ (0.41 m³). The nominal storage volume of a joined Contactor® Field Drain C-4E as an Intermediate unit shall be 13.54 ft³ (0.38 m³). The nominal storage volume of the length adjustment amount per run shall be 0.846 ft³ (0.02 m³).
9. The Contactor® Field Drain C-4 chamber shall have eighty discharge holes bored into the sidewalls of the unit's core to promote lateral conveyance of water.
10. The Contactor® Field Drain C-4 chamber shall have 100 corrugations.
11. The endwall of the chamber, when present, shall be an integral part of the continuously formed unit. Separate end plates cannot be used with this unit.
12. The Contactor® Field Drain C-4R Starter/Stand Alone unit must be formed as a whole chamber having two fully formed integral endwalls and having no separate end plates or separate end walls.
13. The Contactor® Field Drain C-4E Middle/End unit must be formed as a whole chamber having one fully formed integral end-wall and one fully open end wall and having no separate end plates or end walls.
14. Heavy duty units are designated by a colored stripe formed into the part along the length of the chamber.
15. The chamber shall have a raised integral cap at the top of the arch in the center of each unit to be used as an optional inspection port or clean-out.
16. The units may be trimmed to custom lengths by cutting back to any corrugation on the large rib end.
17. The chamber shall be manufactured in an ISO 9001:2008 certified facility.
18. Maximum allowable cover over the top of the chamber shall be 5 feet (1.52 m) for the Standard Duty version. Maximum allowable cover over the top of the chamber shall be 12 feet (3.66 m) for the Heavy Duty version.
19. The Heavy Duty version of the chamber shall be designed to withstand traffic loads when installed according to CULTEC's recommended installation instructions.

For more information, contact CULTEC at (203) 775-4416 or visit www.cultec.com.