
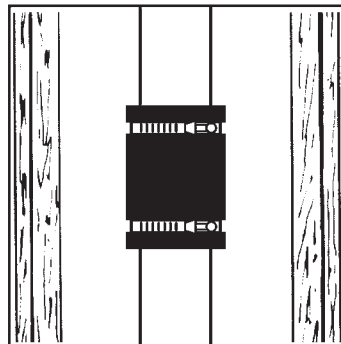


Fernco Flexible Coupling Installation

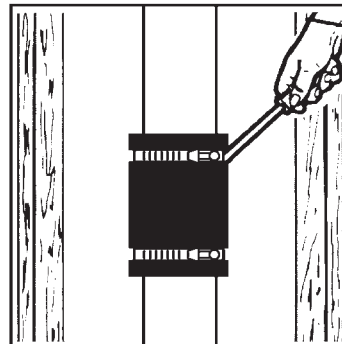
IN HOUSE APPLICATION - For sewer, drain, waste and vent piping.



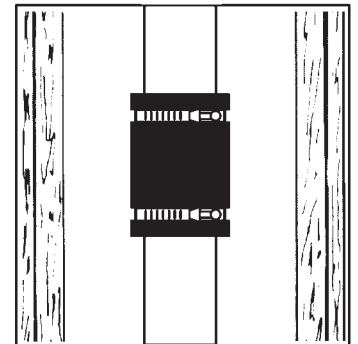
Loosen the stainless steel clamps. Do not remove clamps from coupling.



Slide coupling over one pipe end. Insert second pipe. Center pipe ends inside of coupling.



Tighten clamps to 60 inch-lbs. of torque.



Support pipe and pressure test* for leaks before concealing joint.

Ti SALES

36 Hudson Rd
Sudbury MA 01776



800-225-4616
www.tisales.com

Fernco
Inc.

*Maximum test pressure
4.3 PSI (29.6 KPA)

United States
PH: 810-653-9626
FX: 810-653-8714

www.fernco.com

Canada
PH: 519-332-6711
FX: 519-332-8610