



Section A

Ford® Ballcorps and Corporation Stops



Contents

Page

Information

Ford Corporation Stop Design	3
Drilling Machine Adapters	4 & 5
Specifications	6
Insert Stiffeners	6
Dimensions Comparison Table for Plastic and Copper	6
Ford Compression Couplings	7 & 8
Code Marks for Compression Coupling Nuts	8
Types of Plastic Pipe & Tubing	8

Ford Corporation Stops and Ballcorp Corporation Stops

F1000-NL and FB1000-NL Ballcorp - AWWA Inlet by Pack Joint for Copper or Plastic Tube Outlet	9
F1100-NL and FB1100-NL Ballcorp - MIP Inlet by Pack Joint for Copper or Plastic Tube Outlet	9
F1001-NL and FB1001-NL Ballcorp - AWWA Inlet by Pack Joint for PEP Outlet	10
F1101-NL and FB1101-NL Ballcorp - MIP Inlet by Pack Joint for PEP Outlet	10
F1002-NL and FB1002-NL Ballcorp - AWWA Inlet by Pack Joint for PVC Outlet	11
F1102-NL and FB1102-NL Ballcorp - MIP Inlet by Pack Joint for PVC Outlet	11
F600-NL and FB600-NL Ballcorp - AWWA Inlet by Flare Copper Outlet	12
F700-NL and FB700-NL Ballcorp - MIP Inlet by Flare Copper Outlet	12
F800-NL and FB800-NL Ballcorp - AWWA Inlet by Increased Size MIP with Inside Driving Thread Outlet	13
F900-NL and FB900-NL Ballcorp - MIP Inlet by Increased Size MIP with Inside Driving Thread Outlet	13
F400-NL and FB400-NL Ballcorp - AWWA Inlet by MIP Outlet	14
F500-NL and FB500-NL Ballcorp - MIP Inlet by MIP Outlet	14
F1600-NL and FB1600-NL Ballcorp - AWWA Inlet by FIP Outlet	15
F1700-NL and FB1700-NL Ballcorp - MIP Inlet by FIP Outlet	15
F200-NL - AWWA Inlet by External Coupling Thread with Inside Driving Thread Outlet	16
F300-NL - MIP Inlet by External Coupling Thread with Inside Driving Thread Outlet	16
Tee-Head Adapters for 3/4", 1", 1-1/4", 1-1/2" and 2" Ballcorps	16
Ford Pitorifice Corporation Stops	16
RCORP Wrench - Smooth Jawed Wrench Recommended for Installing Brass Products	16

Ford Quarter Bends, Eighth Bends and Straight Adapters

Coupling Adapters for F200-NL and F300-NL Corporation Stops	17
Coupling Adapters for F400-NL, F500-NL and FB400-NL, FB500-NL Ballcorp Corporation Stops	18
Coupling Adapters for F600-NL, F700-NL and FB600-NL, FB700-NL Ballcorp Corporation Stops	18 & 19
Coupling Adapters for F800-NL, F900-NL and FB800-NL, FB900-NL Ballcorp Corporation Stops	20
Copper Tube Nuts	20
Copper Gaskets for Flare Copper Connections	20

Corporation Stop Replacement Pieces

Service Insulators

Brass Corp Stop Plugs

Washer for Screw Plug Adapters for CTS Pack Joint Outlet Corporation Stops

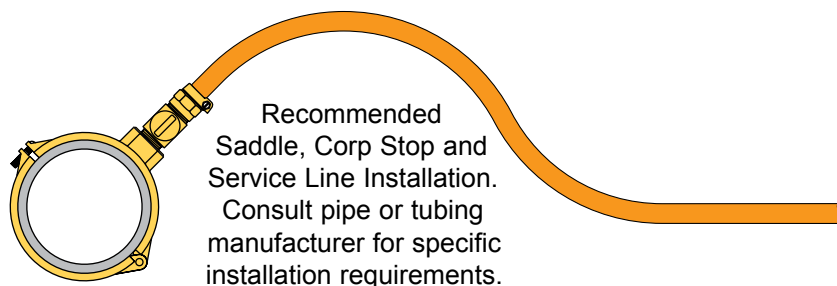
Brass End Caps

Brass Bushings for Corporation Stop Inlets

Wedding Rings

Ford Conversion Connections for Wiped Lead and Flanged Lead Service Corporation Stops

Warranty



Ford offers many products listed to specific standards and classifications. Due to the forthcoming standards changes understood during the publication of this catalog, product listings will evolve to meet the changing standards requirements. Please contact the Ford Meter Box Customer Service Department at 260-563-3171 or a local Ford distributor to verify a product meets a specific standard. Ford Meter Box meets your needs for products that are proven and reliable.

Due to design improvements, product images in the catalog do not always reflect the most current design detail.

Information


Ford Corporation Stops

The Ford Square Design for Conventional Plug-Type Corporation Stops



As shown above, the Ford "square" design for conventional plug-type Corporation Stops provides larger, more rugged wrench flats. During the installation of almost every Corporation Stop, a wrench must be used across its body to make final adjustments in the main or saddle, or to connect the service line to its outlet. The Ford "square" design puts the wrench flats where they should be – at the strongest part of the body, thus minimizing the danger of leaks from distortion. These larger wrench flats also provide a more secure grip, resulting in less danger of injured knuckles and hands. *Plug-type Corporation Stops are designed for a maximum working pressure of 100 psi in the 3/4" and 1" sizes. See AWWA Standard C800.*

The Ford Ballcorp Corporation Stop



This field-proven Corporation Stop incorporates the performance-proven design features of the popular Ford Ball Valve. It reduces the inherent problems of hard turning and of temporary weeping under high test pressures, which is sometimes encountered with standard plug-type Corporation Stops. The Ford Ballcorp is available in 3/4", 1", 1-1/4", 1-1/2" and 2" sizes, with most styles of outlet connections. It may be installed in either a dry main or a main under pressure with a standard tapping machine or saddle. The large wrench flats ensure ease of final adjustment in the main, as well as ease in connecting the service line to the stop. *Ford Ballcorp Corporation Stops are designed to withstand working pressures up to 300 psi.*

Ford Corporation Stop Numbering System

TYPE OF CORPORATION STOP

- F = Key/Plug Corporation Stop
- FB = Ford Ballcorp Corporation Stop
- FBRW = Ford Ballcorp Corporation Stop embossed with "Reclaimed Water"

NOTE: 1-1/4", 1-1/2" and 2" sizes are available only as Ford Ballcorp Corporations.

CORPORATION STOP SIZE

- 1 = 1/2"
- 2 = 5/8"
- 3 = 3/4"
- 4 = 1"
- 5 = 1-1/4"
- 6 = 1-1/2"
- 7 = 2"

CORPORATION STOP SIZE BY INCREASED OUTLET CONNECTION SIZE

- 23 = 5/8"x3/4"
- 34 = 3/4"x1"
- 45 = 1"x1-1/4"
- 56 = 1-1/4"x1-1/2"
- 67 = 1-1/2"x2"
- 78 = 2"x2-1/2"

NO-LEAD
-NL = No-Lead Alloy ▲

F 1000 - 3 - G - NL

INLET AND OUTLET CONNECTION TYPE

Inlet		Outlet
AWWA	MIP	
200	300	Male Coupling Thread with Inside Driving Thread
400	500	Male Iron Pipe
600	700	Flare Copper
800	900	Increased MIP with Inside Driving Thread
1000	1100	Pack Joint for Copper or Plastic Tubing (CTS)
1001	1101	Pack Joint for PE Pipe
1002	1102	Pack Joint for PVC Pipe
1600	1700	Female Iron Pipe

Note: See item listings in catalog section to ensure that desired sizes and options are available.

** Ultra-Tite couplings assembled to corporation stop hand-tight.

OPTIONS

- G = Grip Joint (3/4"-2" CTS and 3/4" and 1" PEP)
- IDR7 = Pack Joint for 1-1/2" and 2" PEP requires dimension ratio designation
- Q = Quick Joint (for indicated items)
- TA = Tee-Head Adapter for Ballcorps
- TW-Q = CTS Quick Joint Nut with Tracer Wire Terminal
- **U-ANWT = Ultra-Tite Coupling (requires a drilling/tapping machine adapter for MIP threads)
- **U2-ANWT = Ultra-Tite Coupling (requires a drilling/tapping machine adapter for flare copper threads)
- U-AWT = Consists of components assembled watertight to coupling or ell

▲ Ford Meter Box no-lead brass products manufactured from UNS/CDA No. 89833 alloy shall contain no more than 0.25% total lead content by weight. United States federal and state laws allow the use of products manufactured from UNS C83600 85-5-5-5 brass alloy for only non-potable water systems within the United States. The same UNS C83600 85-5-5-5 brass alloy, also referenced as gunmetal or LG2, is specified and used in potable water systems in most other countries.

Remove "-NL" from catalog number to have products manufactured from UNS C83600 85-5-5-5 brass alloy.

Parties responsible for monitoring and maintaining proper water system design must exercise full responsibility in understanding and upholding the full intent and scope of applicable lead laws.

Drilling Machine Adapters

Recommended Drilling Machine Adapters

SIZE	FORD CORPORATION STOP NUMBER	OUTLET THREAD	MUELLER		ROMAC	RIDGID	REED	FORD	
			E-4 & E-5	D-4 & D-5	TAPMATE TOO	MLT3401	DM1100	MODEL 77	SIMTAP
FLARE COPPER THREAD OUTLET									
1/2"	F600-1, F700-1, F1000-1(-Q), F1100-1	1/2" Fl. Copper	63796	-	-	-	-	DMA2-1-NL	-
5/8"	F600-2, F1000-2(-Q)	5/8" Fl. Copper	-	-	-	-	-	DMA2-2-NL	-
5/8"x3/4"	F600-23, F1000-23	3/4" Fl. Copper	52019	37902	351-05-506	92097	08423	DMA2-3-NL	SIMDMA2-3
3/4"	F600-3, F700-3, F1000-3(-Q), F1100-3(-Q), FB600-3, FB700-3, FB1000-3(-Q), FB1100-3(-Q)	3/4" Fl. Copper	52019	37902	351-05-506	92097	08423	DMA2-3-NL	SIMDMA2-3
3/4"	F1001-3, F1101-3, F1002-3, F1102-3, FB1001-3, FB1101-3, FB1002-3, FB1102-3	1" Fl. Copper	36750	37903	351-05-508	92102	08424	DMA2-4-NL	SIMDMA2-4
3/4"x1"	F600-34, F700-34, F1000-34(-Q), F1100-34, FB600-34, FB700-34, FB1000-34, FB1100-34	1" Fl. Copper	36750	37903	351-05-508	92102	08424	DMA2-4-NL	SIMDMA2-4
1"	F600-4, F700-4, F1000-4(-Q), F1100-4(-Q), FB600-4, FB700-4, FB1000-4(-Q), FB1100-4(-Q)	1" Fl. Copper	36750	37903	351-05-508	92102	08424	DMA2-4-NL	SIMDMA2-4
3/4"x1"	F1001-34, F1101-34, F1002-34, F1102-34	1-1/4" Fl. Copper	45385	37904	351-05-510	92107	-	DMA2-5-NL	SIMDMA2-5
1"	F1001-4, F1101-4, F1002-4, F1102-4, FB1001-4, FB1101-4, FB1002-4, FB1102-4	1-1/4" Fl. Copper	45385	37904	351-05-510	92107	-	DMA2-5-NL	SIMDMA2-5
1"x1-1/4"	F600-45, F700-45, F1000-45, F1100-45, FB600-45, FB700-45, FB1000-45, FB1100-45	1-1/4" Fl. Copper	45385	37904	351-05-510	92107	-	DMA2-5-NL	SIMDMA2-5
1-1/4"	FB600-5, FB700-5	1-1/4" Fl. Copper	45385	37904	351-05-510	92107	-	DMA2-5F-SS-NL	SIMDMA2-5
	FB1000-5, FB1100-5	1-1/4" Fl. Copper	45385	37904	351-05-510	92107	-	DMA2-5-NL	SIMDMA2-5
	FB1001-5, FB1101-5	1-1/2" Fl. Copper	501947	37905	351-05-512	92112	08425	DMA2-6F-NL	SIMDMA2-6
	FB1002-5, FB1102-5	1-1/2" Fl. Copper	501947	37905	351-05-512	92112	08425	DMA2-6-NL	SIMDMA2-6
1-1/4"x1-1/2"	FB600-56, FB700-56, FB1000-56, FB1100-56	1-1/2" Fl. Copper	501947	37905	351-05-512	92112	08425	DMA2-6-NL	SIMDMA2-6
1-1/2"	FB600-6, FB700-6, FB1000-6, FB1100-6, FB1002-6, FB1102-6	1-1/2" Fl. Copper	501947	37905	351-05-512	92112	08425	DMA2-6-NL	SIMDMA2-6
	FB1001-6, FB1101-6	2" Fl. Copper	508201	37906	351-05-516	92117	08426	DMA2-7-NL	**See Note
1-1/2"x2"	FB600-67, FB700-67, FB1000-67, FB1100-67	2" Fl. Copper	508201	37906	351-05-516	92117	08426	DMA2-7-NL	**See Note
2"	FB600-7, FB700-7, FB1000-7, FB1100-7, FB1001-7, FB1101-7, FB1002-7, FB1102-7	2" Fl. Copper	508201	37906	351-05-516	92117	08426	DMA2-7-NL	**See Note
MALE IRON PIPE THREAD OUTLET									
1/2"	F400-1, F500-1	1/2" MIP	36967	-	-	-	-	DMA1-1-NL	-
	F800-1, F900-1	3/4" MIP	36919	36910	351-05-406	-	-	DMA1-3-NL	SIMDMA1-3
1/2"x3/4"	F400-13, F500-13	3/4" MIP	36919	36910	351-05-406	-	-	DMA1-3-NL	SIMDMA1-3
5/8"	F800-2	3/4" MIP	36919	36910	351-05-406	-	-	DMA1-3-NL	SIMDMA1-3
3/4"	F400-3, F500-3, FB400-3, FB500-3	3/4" MIP	36919	36910	351-05-406	-	-	DMA1-3-NL	SIMDMA1-3
	F800-3, F900-3, FB800-3, FB900-3	1" MIP	36917	36911	351-05-408	-	-	DMA1-4-NL	SIMDMA1-4
3/4"x1"	F400-34, FB400-34	1" MIP	36917	36911	351-05-408	-	-	DMA1-4-NL	SIMDMA1-4
1"	F400-4, F500-4, FB400-4, FB500-4	1" MIP	36917	36911	351-05-408	-	-	DMA1-4-NL	SIMDMA1-4
	F800-4, F900-4, FB800-4, FB900-4	1-1/4" MIP	36928	36912	351-05-410	-	-	DMA1-5-NL	SIMDMA1-5
1-1/4"	FB400-5, FB500-5	1-1/4" MIP	36928	36912	351-05-410	-	-	DMA1-5F-SS-NL	SIMDMA1-5
	FB800-5, FB900-5	1-1/2" MIP	501948	36913	351-05-412	-	08428	DMA1-6-NL	SIMDMA1-6
1-1/2"	FB400-6, FB500-6	1-1/2" MIP	501948	36913	351-05-412	-	08428	DMA1-6-NL	SIMDMA1-6
	FB800-6, FB900-6	2" MIP	508200	36525	351-05-416	-	08429	DMA1-67-NL	SIMDMA1-7
2"	FB400-7, FB500-7	2" MIP	508200	36525	351-05-416	-	08429	DMA1-7-NL	SIMDMA1-7
	FB800-7, FB900-7	2-1/2" MIP	-	36526	351-05-420	-	-	DMA1-78-NL	SIMDMA1-8
FEMALE IRON PIPE THREAD OUTLET									
1/2"	F1700-1	1/2" FIP	36967	-	-	-	-	-	-
3/4"	F1600-3, F1700-3, FB1600-3, FB1700-3	3/4" FIP	36920	33556	351-05-606	-	-	-	-
3/4"x1"	FB1600-34, FB1700-34	1" FIP	36918	36323	351-05-608	-	-	DMA8-4-NL	-
1"	F1600-4, F1700-4, FB1600-4, FB1700-4	1" FIP	36918	36323	351-05-608	-	-	DMA8-4-NL	-
1"x1-1/4"	FB1600-45, FB1700-45	1-1/4" FIP	36733	36195	351-05-610	-	-	-	-
1-1/4"	FB1600-5, FB1700-5	1-1/4" FIP	36733	36195	351-05-610	-	-	-	-
1-1/4"x1-1/2"	FB1600-56, FB1700-56	1-1/2" FIP	503435	36196	351-05-612	-	-	DMA8-6-SS-NL	-
1-1/2"	FB1600-6, FB1700-6	1-1/2" FIP	503435	36196	351-05-612	-	-	DMA8-6-SS-NL	-
1-1/2"x2"	FB1600-67, FB1700-67	2" FIP	78907	36188	351-05-616	-	-	DMA8-7-SS-NL	-
2"	FB1600-7, FB1700-7	2" FIP	78907	36188	351-05-616	-	-	DMA8-7-SS-NL	-
2"x2-1/2"	FB1600-78, FB1700-78	2-1/2" FIP	-	-	-	-	-	-	-
SPECIAL THREAD OUTLET									
3/4"	F1001-3-Q, F1101-3-Q, FB1001-3-Q, FB1101-3-Q	3/4" Special Thread	508919	508917	-	-	08423	DMA6-3-Q-NL	SIMDMA6-3-Q
1"	F1001-4-Q, F1101-4-Q, FB1001-4-Q, FB1101-4-Q	1" Special Thread	508920	508918	-	-	08424	DMA6-4-Q-NL	SIMDMA6-4-Q
1-1/4"	FB1000-5-Q, FB1100-5-Q	1-1/4" Special Thread	-	-	-	-	-	*DMA4-5F-Q-SS-NL	SIMDMA4-5-Q
1-1/2"	FB1000-6-Q, FB1100-6-Q	1-1/2" Special Thread	501949	507644	351-05-712	92157	08431	DMA4-6-Q-NL	SIMDMA4-6-Q
2"	FB1000-7-Q, FB1100-7-Q	2" Special Thread	508199	507645	351-05-716	92162	08432	DMA4-7-Q-NL	SIMDMA4-7-Q

* Requires DMBB-67 Boring Bar

**Use SIMTAP Drilling Machine Body without an adapter

Drilling Machine Adapters

Recommended Drill Sizes

For installation of Corporation Stops in Service Clamps or Saddles with a Drilling Machine

CORPORATION STOP SIZE	1/2"	5/8"	5/8"x3/4"	3/4"	3/4"x1"	1"	1-1/4"	1-1/2"	2"
Maximum Drill size for Stop with AWWA thread inlet	7/16"	9/16"	9/16"	11/16"	11/16"	15/16"	1-3/16"	1-7/16"	1-7/8"
Maximum Drill size for Stop with iron pipe thread inlet	7/16"	-	-	11/16"	11/16"	7/8"	1-3/16"	1-7/16"	1-7/8"

Recommended Tapping Machine Adapters

SIZE	FORD CORPORATION NUMBER	OUTLET THREADS	MUELLER			REED	RIDGID
			B-100 & B-101	B	A-2 & A-3	TM100	MLT3401
5/8"x3/4"	F1000	3/4" Fl. Copper	680600	680600	680600	98423	92182
3/4"	F (or FB) 1000, 1100	3/4" Fl. Copper	680600	680600	680600	98423	92182
3/4"	F (or FB) 1001, 1101, 1002, 1102	1" Fl. Copper	680601	680601	680601	98424	92187
3/4"x1"	F (or FB) 1000, 1100	1" Fl. Copper	680601	680601	680601	98424	92187
1"	F (or FB) 1000, 1100	1" Fl. Copper	680601	680601	680601	98424	92187
3/4"x1"	F1001, 1101, 1002, 1102	1-1/4" Fl. Copper	680602	-	680602	-	-
1"	F (or FB) 1001, 1101, 1002, 1102	1-1/4" Fl. Copper	680602	-	680602	-	-
1"x1-1/4"	F (or FB) 1000, 1100	1-1/4" Fl. Copper	680602	-	680602	-	-
1-1/4"	FB1000, 1100	1-1/4" Fl. Copper	680602	-	680602	-	-
1-1/4"	FB1001, 1101, 1002, 1102	1-1/2" Fl. Copper	-	-	88640	-	-
1-1/4"x1-1/2"	FB1000, 1100	1-1/2" Fl. Copper	-	-	88640	-	-
1-1/2"	FB1000, 1100, 1002, 1102	1-1/2" Fl. Copper	-	-	88640	-	-
1-1/2"	FB1001, 1101	2" Fl. Copper	-	-	88640	-	-
1-1/2"x2"	FB1000, 1100	2" Fl. Copper	-	-	88641	-	-
2"	FB1000, 1100	2" Fl. Copper	-	-	88641	-	-
2"	FB1001, 1101, 1002, 1102	2" Fl. Copper	-	-	88641	-	-
SPECIAL ADAPTERS							
3/4"	F (or FB) 1001-3-Q, 1101-3-Q	Special Thread	680688	-	-	98423	-
1"	F (or FB) 1001-4-Q, 1101-4-Q	Special Thread	680689	-	680689	98424	-
1-1/2"	FB1000-6-Q, 1100-6-Q	Special Thread	-	-	680421	-	-
2"	FB1000-7-Q, 1100-7-Q	Special Thread	-	-	680422	-	-

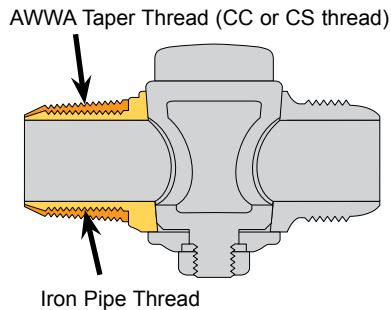
WARNING: Some tapping machine adapters, furnished by the tapping machine manufacturers, are not threaded all the way to the bottom of the adapter. This can cause problems when installing Ford Pack Joint and Grip Joint style corporation stops. If your adapter is **not** threaded to the bottom, a free washer-type screw plug adapter is available from Ford.

Specifications

Ford Corporation Stops are designed and manufactured to conform with AWWA Standard C800. This specification covers thread dimensions, the metal alloy (no-lead brass), and the pressure rating for plug style valves. All Ford Stops are individually inspected and tested for leaks with air pressure. They are all compatible with tapping machines of current design.

Inlet Threads

Two types of inlets are available on Ford Corporation Stops, both the conventional plug-type and the Ford Ballcorp Corporation Stop. The AWWA standard thread has a steeper taper than iron pipe threads. When ordering, please use the catalog number corresponding to the type of inlet threads desired.




Outlet Connections

Outlet threads on both plug-type and Ford Ballcorp Corporation Stops conform to the following tables in AWWA Standard C800. Series 400, 500, 800, and 900 conform to Table 8; Series 600 and 700 conform to Table 4. Internal driving threads in the 200, 300, 800, and 900 series conform to Table 9.

Plug-type and Ford Ballcorp Corporation Stops are available with outlet Pack Joints, Grip Joints, Quick Joints and Ultra-Tite Couplings - see pages A-7 and A-8 for additional information.

Insert Stiffeners



Ford Insert Stiffeners are solid 304 tubular stainless steel, dimpled and flanged to retain placement within the service line. Before using Ford Insert Stiffeners, be sure inside tubing or pipe dimensions correspond to the table below.

NOTE: Consult pipe or tubing manufacturer for specific installation requirements. Ford recommends using insert stiffeners when using plastic pipe or tubing, except for Ultra-Tite compression fittings.

50 Series For Polyethylene Tubing (PET)

CATALOG NUMBER	NOMINAL SIZE	PET ID	APPROX. Wt. LBS.*	STD. PKG. QTY.
INSERT-51	3/4"	0.681	4.8	200
INSERT-52	1"	0.875	4.2	100
** INSERT-53-72	1-1/4"	1.069	2.4	50
***♦INSERT-53-72-Q	1-1/4"	1.069	2.4	50
INSERT-54	1-1/2"	1.263	3.1	25
INSERT-55	2"	1.653	6.0	40
♦INSERT-54-Q	1-1/2"	1.263	2.6	30
♦INSERT-55-Q	2"	1.653	5.8	50

70 Series For Polyethylene Pipe (PEP)

CATALOG NUMBER	NOMINAL SIZE	PEP ID	APPROX. Wt. LBS.*	STD. PKG. QTY.
INSERT-71	3/4"	0.824	4.4	100
** INSERT-53-72	1"	1.049	2.9	50
***♦INSERT-53-72-Q	1"	1.049	2.9	50
INSERT-73	1-1/4"	1.380	5.8	75
INSERT-74	1-1/2"	1.610	5.5	45
INSERT-75	2"	2.067	9.7	50

Inserts For OD Controlled DR11 High Density Polyethylene (HDPE) Pipe with PVC O.D.

CATALOG NUMBER	NOMINAL SIZE AND PIPE TYPE	DR	HDPE OD	NOMINAL ID
** INSERT-53-72	1" IPS	11	1.315	1.06
INSERT-73-DR11	1-1/4" IPS	11	1.660	1.34
INSERT-74-DR11	1-1/2" IPS	11	1.900	1.53
INSERT-75-DR11	2" IPS	11	2.375	1.92

* Weights for insert stiffeners are for standard package quantities.

** INSERT-53-72 fits 1-1/4" plastic tubing (1.069 I.D.), 1" plastic pipe (1.049 I.D.) and 1" IPS HDPE (1.055 I.D.).

*** INSERT-53-72-Q fits 1-1/4" plastic tubing (1.069 I.D.) and 1" plastic pipe (1.049 I.D.).

♦ These inserts are specially designed and required for Quick Joint Fittings. They are **not** interchangeable with other compression fittings.

DIMENSION COMPARISON TABLE FOR PLASTIC, COPPER AND GALVANIZED IRON

PIPE AND TUBING TYPE	PSI	SDR	CONTROL	O.D.						I.D.					
				1/2"	3/4"	1"	1-1/4"	1-1/2"	2"	1/2"	3/4"	1"	1-1/4"	1-1/2"	2"
Copper	-	-	OD	0.625	0.875	1.125	1.375	1.625	2.125	-	-	-	-	-	-
PET	200 250	SDR9	OD	0.625	0.875	1.125	1.375	1.625	2.125	-	0.681	0.875	1.069	1.263	1.653
PEP	200 250			SIDR7	ID	-	1.060	1.349	1.774	2.070	2.657	-	0.824	1.049	1.380
PVC	-	-	OD	0.840	1.050	1.315	1.660	1.900	2.375	-	-	-	-	-	-
Galv IP	-	-	OD	0.840	1.050	1.315	1.660	1.900	2.375	-	-	-	-	-	-

Ford Pack Joints for PVC are recommended for use only with Schedule 40 and Schedule 80 PVC.

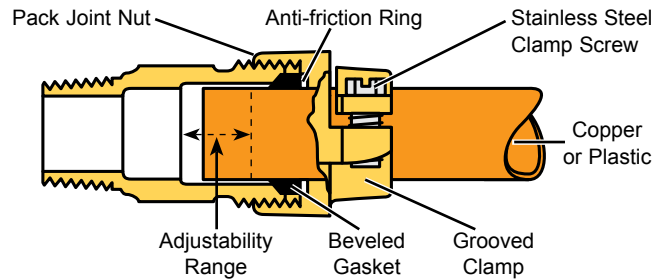
*Ford Pack Joint Couplings

How the Pack Joint Works

1. Tightening the large Pack Joint Nut compresses an EPDM beveled gasket to make it watertight around the pipe or tubing.
2. For copper or plastic tubing and pipe there is a split clamp locking device, which is drawn down securely on the tubing or pipe by tightening a stainless steel screw. For iron pipe, a stainless steel set screw is provided on the Pack Joint to bite in and lock on the pipe.
3. Machined grooves in the clamp provide additional gripping action.

Installation instructions are shipped with product and posted on the Ford Meter Box website. Consult pipe or tubing manufacturer for specific installation requirements.

FOR COPPER, PET, PEP OR PVC
(Metal inserts to be used with PET or PEP)



*Ford Quick Joint Couplings

The Ford Quick Joint offers traditional Ford features of quality and reliability. This easy to use fitting is available on a wide variety of Ford products. Just stab the copper or plastic tubing into the fitting and tighten down the compression nut to the external stop. That's it! The Quick Joint provides excellent pullout resistance and superior hydraulic blow-off protection.

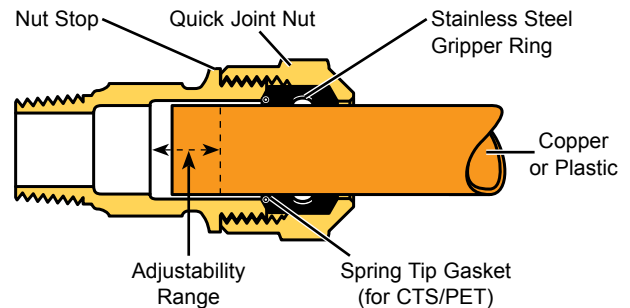
Note: The Ford Quick Joint Nut is NOT interchangeable with other compression fittings.

How the Quick Joint Works

1. A large gasket and stainless steel gripper ring are drawn down together when the nut is tightened, providing the hydraulic seal and mechanical restraint.
2. A transparent fluorocarbon coating covers the interior of the nut, providing smooth torque transfer. This coating eliminates "back drive", reduces tightening torque and minimizes gasket distortion.
3. A positive, external and visual stop ensures correct installation, providing maximum gasket seal.

Installation instructions are shipped with product and posted on the Ford Meter Box website. Consult pipe or tubing manufacturer for specific installation requirements.

FOR 3/4" - 2" COPPER, PET (SDR9) OR 3/4" - 1" PEP
(Metal inserts to be used with PET or PEP)



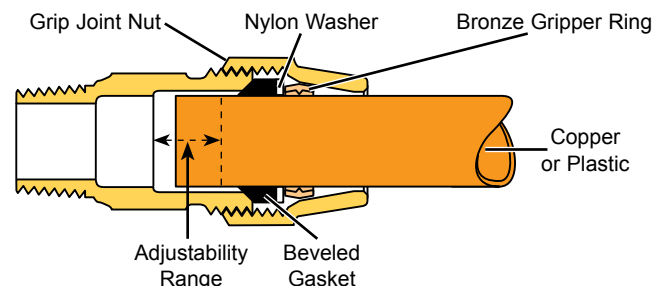
*Ford Grip Joint Couplings

How the Grip Joint Works

1. Tightening the Grip Joint Nut compresses an EPDM beveled gasket to make it watertight around the pipe or tubing.
2. The bronze split ring is drawn down when the nut is tightened, providing the mechanical seal and lock on the pipe.
3. Grip Joint Couplings are manufactured for copper, PET (3/4" - 2") or PEP (3/4" and 1").

Installation instructions are shipped with product and posted on the Ford Meter Box website. Consult pipe or tubing manufacturer for specific installation requirements.

FOR COPPER, PET OR PEP
(Metal inserts to be used with PET or PEP)



* See table on page A-6 for recommended PE pipe and tubing.

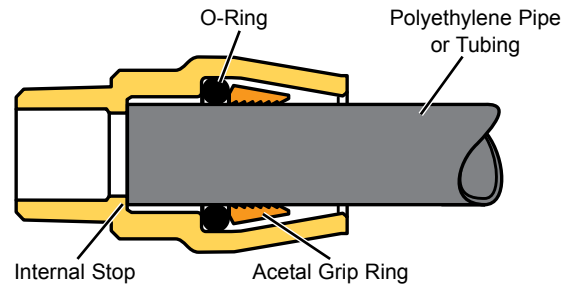
Ford Ultra-Tite Couplings*

The Ford Ultra-Tite compression coupling provides an immediate lock onto Polyethylene Pipe (PEP/IPS) or Polyethylene Tubing (PET/CTS) when inserted to the internal stop.

How the Ultra-Tite Works

1. An integral stop within the coupling ensures full pipe insertion.
2. The directional serrations of the plastic grip ring engage the outside diameter of the pipe or tubing, providing a mechanical seal and lock.
3. The internal O-ring provides a hydraulic seal.

FOR 3/4" AND 1" PEP AND PET
(No insert required or recommended.)



Installation instructions are shipped with product and posted on the Ford Meter Box website. Consult pipe or tubing manufacturer for specific installation requirements.

Ultra-Tite couplings on corporation stops are assembled hand-tight and must be removed for drilling or tapping machine adaptation to corporation stop outlet thread. Once the tap is made, the Ultra-Tite should be securely tightened to the corporation stop outlet thread. U-ANWT (requires drilling/tapping machine adapter for MIP threads), U2-ANWT (requires drilling/tapping machine adapter for flare copper threads).

Code Marks for Ford Coupling Nuts



CTS- Copper and PET
PEP- PE pipe
PVC- PVC pipe

Explanation of Types of Pipe and Tubing

Copper Tube

Copper tubing is widely used as a service line and the **outside diameter** is closely held by manufacturers. The outside diameter of copper tubing has become a standard in the industry and is known as "copper tube size" or CTS.

PET/CTS

Plastic Tubing- PET- Flexible polyethylene tubing in what is referred to as "copper tube size." Plastic Tube refers to any plastic with the same **outside diameter** as corresponding sizes of copper tube.

PEP

Plastic Pipe- Flexible polyethylene pipe in what is referred to as "iron pipe size." Plastic Pipe refers to any pipe having the same **inside diameter** as corresponding sizes of standard iron pipe.

PVC

PVC Pipe- PVC pipe refers to polyvinyl chloride (PVC) rigid plastic pipe having the same **outside diameter** as corresponding sizes of standard iron pipe.

Ford Pack Joints for PVC are recommended for use only with Schedule 40 and Schedule 80 PVC.

* See table on page A-6 for recommended PE pipe and PE tubing.

Ford Corporation Stops and Ford Ballcorp Corporation Stops

With Pack Joint for Copper or Plastic Tube (CTS)

F1000 - AWWA/CC Taper Thread Inlet by Pack Joint Outlet for Copper or Plastic Tubing (CTS)




F1000-3-NL

CATALOG NUMBER	DESCRIPTION			BODY OUTLET THREADS	APPROX. WT. LBS.
	VALVE SIZE	INLET SIZE	OUTLET SIZE		
◆ F1000-1-NL	1/2"	1/2"	1/2"	1/2" Flare Copper	0.9
◆ F1000-2-NL	5/8"	5/8"	5/8"	5/8" Flare Copper	1.4
F1000-23-NL	5/8"	5/8"	3/4"	3/4" Flare Copper	1.4
▶◆ F1000-3-NL	3/4"	3/4"	3/4"	3/4" Flare Copper	1.6
F1000-32-Q-NL	3/4"	3/4"	5/8"	5/8" Flare Copper	1.6
▶◆ F1000-34-NL	3/4"	3/4"	1"	1" Flare Copper	1.9
▶◆ F1000-4-NL	1"	1"	1"	1" Flare Copper	2.7
F1000-45-NL	1"	1"	1-1/4"	1-1/4" Flare Copper	3.3

Grip Joint for CTS (3/4" through 2") is available. Add "-G" to the catalog number.

FB1000 Ballcorp - AWWA/CC Taper Thread Inlet by Pack Joint Outlet for Copper or Plastic Tubing (CTS)




FB1000-4-NL

CATALOG NUMBER	DESCRIPTION			BODY OUTLET THREADS	APPROX. WT. LBS.
	VALVE SIZE	INLET SIZE	OUTLET SIZE		
▶◆ FB1000-3-NL	3/4"	3/4"	3/4"	3/4" Flare Copper	1.6
▶ FB1000-34-NL	3/4"	3/4"	1"	1" Flare Copper	1.8
▶◆ FB1000-4-NL	1"	1"	1"	1" Flare Copper	2.2
FB1000-45-NL	1"	1"	1-1/4"	1-1/4" Flare Copper	3.0
* FB1000-45-Q-NL	1"	1"	1-1/4"	1-1/4" Special Thread	2.5
FB1000-5-NL	1-1/4"	1-1/4"	1-1/4"	1-1/4" Flare Copper	4.8
* FB1000-5-Q-NL	1-1/4"	1-1/4"	1-1/4"	1-1/4" Special Thread	4.6
FB1000-56-NL	1-1/4"	1-1/4"	1-1/2"	1-1/2" Flare Copper	5.5
FB1000-6-NL	1-1/2"	1-1/2"	1-1/2"	1-1/2" Flare Copper	6.2
* FB1000-6-Q-NL	1-1/2"	1-1/2"	1-1/2"	1-1/2" Special Thread	6.1
FB1000-67-NL	1-1/2"	1-1/2"	2"	2" Flare Copper	8.5
FB1000-7-NL	2"	2"	2"	2" Flare Copper	11.4
* FB1000-7-Q-NL	2"	2"	2"	2" Special Thread	9.8
FB1000-78-NL	2"	2"	2-1/2"	2-1/2" Flare Copper	11.6

Grip Joint for CTS (3/4" through 2") is available. Add "-G" to the catalog number.

F1100 - Male Iron Pipe Thread Inlet by Pack Joint Outlet for Copper or Plastic Tubing (CTS)




F1100-4-G-NL

CATALOG NUMBER	DESCRIPTION			BODY OUTLET THREADS	APPROX. WT. LBS.
	VALVE SIZE	INLET SIZE	OUTLET SIZE		
◆ F1100-1-NL	1/2"	1/2"	1/2"	1/2" Flare Copper	0.9
▶◆ F1100-3-NL	3/4"	3/4"	3/4"	3/4" Flare Copper	1.6
▶ F1100-34-NL	3/4"	3/4"	1"	1" Flare Copper	1.8
▶◆ F1100-4-NL	1"	1"	1"	1" Flare Copper	2.7
F1100-45-NL	1"	1"	1-1/4"	1-1/4" Flare Copper	3.1

Grip Joint for CTS (3/4" through 2") is available. Add "-G" to the catalog number.

FB1100 Ballcorp - Male Iron Pipe Thread Inlet by Pack Joint Outlet for Copper or Plastic Tubing (CTS)



FB1100-4-NL

CATALOG NUMBER	DESCRIPTION			BODY OUTLET THREADS	APPROX. WT. LBS.
	VALVE SIZE	INLET SIZE	OUTLET SIZE		
▶◆ FB1100-3-NL	3/4"	3/4"	3/4"	3/4" Flare Copper	1.6
▶ FB1100-34-NL	3/4"	3/4"	1"	1" Flare Copper	1.8
▶◆ FB1100-4-NL	1"	1"	1"	1" Flare Copper	2.2
FB1100-45-NL	1"	1"	1-1/4"	1-1/4" Flare Copper	3.3
FB1100-5-NL	1-1/4"	1-1/4"	1-1/4"	1-1/4" Flare Copper	4.8
* FB1100-5-Q-NL	1-1/4"	1-1/4"	1-1/4"	1-1/4" Special Thread	4.6
FB1100-56-NL	1-1/4"	1-1/4"	1-1/2"	1-1/2" Flare Copper	5.5
FB1100-6-NL	1-1/2"	1-1/2"	1-1/2"	1-1/2" Flare Copper	6.1
* FB1100-6-Q-NL	1-1/2"	1-1/2"	1-1/2"	1-1/2" Special Thread	5.9
FB1100-67-NL	1-1/2"	1-1/2"	2"	2" Flare Copper	8.3
FB1100-7-NL	2"	2"	2"	2" Flare Copper	10.6
* FB1100-7-Q-NL	2"	2"	2"	2" Special Thread	8.9
FB1100-78-NL	2"	2"	2-1/2"	2-1/2" Flare Copper	10.7

Grip Joint for CTS (3/4" through 2") is available. Add "-G" to the catalog number.

◆ Quick Joint is available. Add "-Q" to the catalog number.

▶ Ultra-Tite is available, add "U-ANWT" (MIP outlet threads), U2-ANWT (flare copper outlet threads) to the catalog number. (Consists of corporation stop and Ultra-Tite coupling assembled hand-tight.) See page A-8.

* 1-1/4", 1-1/2" and 2" Quick Joint Ballcorp Corporation Stop outlet threads require a special threaded drilling machine adapter. See pages A-4 and A-5 for Drilling Machine Adapters.

Note: Ford recommends using insert stiffeners when using plastic pipe or tubing, except when using Ultra-Tite compression fittings. See page A-6.

Ford Corporation Stops and Ford Ballcorp Corporation Stops

With Pack Joint for PE Pipe



F1001-4-NL

F1001 - AWWA/CC Taper Thread Inlet by Pack Joint Outlet for PE Pipe

CATALOG NUMBER	DESCRIPTION			BODY OUTLET THREADS	APPROX. WT. LBS.
	VALVE SIZE	INLET SIZE	OUTLET SIZE		
▶ F1001-3-NL	3/4"	3/4"	3/4"	1" Flare Copper	1.8
* F1001-3-Q-NL	3/4"	3/4"	3/4"	1" Special Threads	2.1
▶ F1001-34-NL	3/4"	3/4"	1"	1-1/4" Flare Copper	2.4
▶ F1001-4-NL	1"	1"	1"	1-1/4" Flare Copper	3.3
* F1001-4-Q-NL	1"	1"	1"	1-1/4" Special Threads	3.4

Grip Joint for PEP (3/4" and 1") is available. Add "-G" to the catalog number.



FB1001-4-NL

CATALOG NUMBER	DESCRIPTION			BODY OUTLET THREADS	APPROX. WT. LBS.
	VALVE SIZE	INLET SIZE	OUTLET SIZE		
▶ FB1001-3-NL	3/4"	3/4"	3/4"	1" Flare Copper	2.1
* FB1001-3-Q-NL	3/4"	3/4"	3/4"	1" Special Threads	2.3
▶ FB1001-4-NL	1"	1"	1"	1-1/4" Flare Copper	3.3
* FB1001-4-Q-NL	1"	1"	1"	1-1/4" Special Threads	3.4
FB1001-5-NL	1-1/4"	1-1/4"	1-1/4"	1-1/2" Flare Copper	5.5
FB1001-6-IDR7-NL	1-1/2"	1-1/2"	1-1/2"	2" Flare Copper	8.5
FB1001-7-IDR7-NL	2"	2"	2"	2" Flare Copper	11.6

Grip Joint for PEP (3/4" and 1") is available. Add "-G" to the catalog number.



F1101-4-NL

F1101 - Male Iron Pipe Thread Inlet by Pack Joint Outlet for PE Pipe

CATALOG NUMBER	DESCRIPTION			BODY OUTLET THREADS	APPROX. WT. LBS.
	VALVE SIZE	INLET SIZE	OUTLET SIZE		
▶ F1101-3-NL	3/4"	3/4"	3/4"	1" Flare Copper	1.8
* F1101-3-Q-NL	3/4"	3/4"	3/4"	1" Special Threads	2.1
▶ F1101-34-NL	3/4"	3/4"	1"	1-1/4" Flare Copper	2.4
▶ F1101-4-NL	1"	1"	1"	1-1/4" Flare Copper	3.3
* F1101-4-Q-NL	1"	1"	1"	1-1/4" Special Threads	3.4

Grip Joint for PEP (3/4" and 1") is available. Add "-G" to the catalog number.



FB1101-4-NL

FB1101 Ballcorp - Male Iron Pipe Thread Inlet by Pack Joint Outlet for PE Pipe

CATALOG NUMBER	DESCRIPTION			BODY OUTLET THREADS	APPROX. WT. LBS.
	VALVE SIZE	INLET SIZE	OUTLET SIZE		
▶ FB1101-3-NL	3/4"	3/4"	3/4"	1" Flare Copper	1.9
* FB1101-3-Q-NL	3/4"	3/4"	3/4"	1" Special Threads	2.1
▶ FB1101-4-NL	1"	1"	1"	1-1/4" Flare Copper	3.3
* FB1101-4-Q-NL	1"	1"	1"	1-1/4" Special Threads	3.4
FB1101-5-NL	1-1/4"	1-1/4"	1-1/4"	1-1/2" Flare Copper	5.5
FB1101-6-IDR7-NL	1-1/2"	1-1/2"	1-1/2"	2" Flare Copper	8.3
FB1101-7-IDR7-NL	2"	2"	2"	2" Flare Copper	10.7

Grip Joint for PEP (3/4" and 1") is available. Add "-G" to the catalog number.

▶ **Ultra-Tite** is available, add "-U-ANWT" to the catalog number (MIP outlet threads), U2-ANWT (flare copper outlet threads). (Consists of corporation stop and Ultra-Tite coupling assembled hand-tight.) See page A-8.

* 3/4" and 1" Quick Joint Corporation Stop outlet threads for PE pipe require a special threaded drilling machine adapter. See pages A-4 and A-5 for Drilling Machine Adapters.

Note: Ford recommends using insert stiffeners when using plastic pipe or tubing, except when using an Ultra-Tite compression fitting. See page A-6.

Compression Types for Corporation Stops listed on page A-7 and A-8.



Pack Joint Nut



Grip Joint Nut (-G)



Quick Joint Nut (-Q)



Ultra-Tite Coupling assembled hand tight (-U-ANWT)

Ford Corporation Stops and Ford Ballcorp Corporation Stops

With Pack Joint for PVC Pipe



F1002-4-NL

F1002 - AWWA/CC Taper Thread Inlet by Pack Joint Outlet for PVC Pipe

CATALOG NUMBER	DESCRIPTION			BODY OUTLET THREADS	APPROX. WT. LBS.
	VALVE SIZE	INLET SIZE	OUTLET SIZE		
F1002-3-NL	3/4"	3/4"	3/4"	1" Flare Copper	1.8
F1002-34-NL	3/4"	3/4"	1"	1-1/4" Flare Copper	2.4
F1002-4-NL	1"	1"	1"	1-1/4" Flare Copper	3.3



FB1002-4-NL

FB1002 Ballcorp - AWWA/CC Taper Thread Inlet by Pack Joint Outlet for PVC Pipe

CATALOG NUMBER	DESCRIPTION			BODY OUTLET THREADS	APPROX. WT. LBS.
	VALVE SIZE	INLET SIZE	OUTLET SIZE		
FB1002-3-NL	3/4"	3/4"	3/4"	1" Flare Copper	2.1
FB1002-4-NL	1"	1"	1"	1-1/4" Flare Copper	3.3
FB1002-5-NL	1-1/4"	1-1/4"	1-1/4"	1-1/2" Flare Copper	5.5
FB1002-6-NL	1-1/2"	1-1/2"	1-1/2"	1-1/2" Flare Copper	6.9
FB1002-7-NL	2"	2"	2"	2" Flare Copper	12.4



F1102-4-NL

F1102 - Male Iron Pipe Thread Inlet by Pack Joint Outlet for PVC Pipe

CATALOG NUMBER	DESCRIPTION			BODY OUTLET THREADS	APPROX. WT. LBS.
	VALVE SIZE	INLET SIZE	OUTLET SIZE		
F1102-3-NL	3/4"	3/4"	3/4"	1" Flare Copper	1.8
F1102-34-NL	3/4"	3/4"	1"	1-1/4" Flare Copper	2.4
F1102-4-NL	1"	1"	1"	1-1/4" Flare Copper	3.3



FB1102-4-NL

FB1102 Ballcorp - Male Iron Pipe Thread Inlet by Pack Joint Outlet for PVC Pipe

CATALOG NUMBER	DESCRIPTION			BODY OUTLET THREADS	APPROX. WT. LBS.
	VALVE SIZE	INLET SIZE	OUTLET SIZE		
FB1102-3-NL	3/4"	3/4"	3/4"	1" Flare Copper	2.1
FB1102-4-NL	1"	1"	1"	1-1/4" Flare Copper	3.3
FB1102-5-NL	1-1/4"	1-1/4"	1-1/4"	1-1/2" Flare Copper	5.5
FB1102-6-NL	1-1/2"	1-1/2"	1-1/2"	1-1/2" Flare Copper	6.7
FB1102-7-NL	2"	2"	2"	2" Flare Copper	11.6

Ford Pack Joints for PVC are recommended for use only with Schedule 40 and Schedule 80 PVC.

Ford Corporation Stops and Ford Ballcorp Corporation Stops

For Flared Copper



F600-3-NL

F600 - AWWA/CC Taper Thread Inlet by Flare Copper Outlet


CATALOG NUMBER	DESCRIPTION			APPROX. WT. LBS.
	VALVE SIZE	INLET SIZE	OUTLET SIZE	
F600-1-NL	1/2"	1/2"	1/2"	0.8
F600-2-NL	5/8"	5/8"	5/8"	1.3
F600-23-NL	5/8"	5/8"	3/4"	1.4
F600-3-NL	3/4"	3/4"	3/4"	1.6
F600-34-NL	3/4"	3/4"	1"	1.9
F600-4-NL	1"	1"	1"	2.8
F600-45-NL	1"	1"	1-1/4"	3.2



FB600-4-NL

FB600 Ballcorp - AWWA/CC Taper Thread Inlet by Flare Copper Outlet

CATALOG NUMBER	DESCRIPTION			APPROX. WT. LBS.
	VALVE SIZE	INLET SIZE	OUTLET SIZE	
FB600-3-NL	3/4"	3/4"	3/4"	1.5
FB600-34-NL	3/4"	3/4"	1"	1.9
FB600-4-NL	1"	1"	1"	2.3
FB600-5-NL	1-1/4"	1-1/4"	1-1/4"	4.7
FB600-56-NL	1-1/4"	1-1/4"	1-1/2"	5.1
FB600-6-NL	1-1/2"	1-1/2"	1-1/2"	7.0
FB600-67-NL	1-1/2"	1-1/2"	2"	9.1
FB600-7-NL	2"	2"	2"	12.1



F700-4-NL

F700 - Male Iron Pipe Thread Inlet by Flare Copper Outlet

CATALOG NUMBER	DESCRIPTION			APPROX. WT. LBS.
	VALVE SIZE	INLET SIZE	OUTLET SIZE	
F700-1-NL	1/2"	1/2"	1/2"	0.8
F700-3-NL	3/4"	3/4"	3/4"	1.6
F700-34-NL	3/4"	3/4"	1"	1.9
F700-4-NL	1"	1"	1"	2.8
F700-45-NL	1"	1"	1-1/4"	3.2



FB700-4-NL


FB700 Ballcorp - Male Iron Pipe Thread Inlet by Flare Copper Outlet

CATALOG NUMBER	DESCRIPTION			APPROX. WT. LBS.
	VALVE SIZE	INLET SIZE	OUTLET SIZE	
FB700-3-NL	3/4"	3/4"	3/4"	1.8
FB700-34-NL	3/4"	3/4"	1"	2.1
FB700-4-NL	1"	1"	1"	2.3
FB700-5-NL	1-1/4"	1-1/4"	1-1/4"	4.7
FB700-56-NL	1-1/4"	1-1/4"	1-1/2"	5.5
FB700-6-NL	1-1/2"	1-1/2"	1-1/2"	6.8
FB700-67-NL	1-1/2"	1-1/2"	2"	7.9
FB700-7-NL	2"	2"	2"	11.2

Quarter and eighth bends for F600, FB600, F700 and FB700 corporation stops are listed on pages A-18 and A-19.


Ford Corporation Stops and Ford Ballcorp Corporation Stops

With Increased MIP Pipe Thread Outlet and Inside Driving Thread



FB900-4-NL

Photo at left shows internal driving threads.



F800-4-NL

F800 - AWWA/CC Taper Thread Inlet by Increased MIP Thread Outlet with Inside Driving Thread


CATALOG NUMBER	DESCRIPTION			APPROX. Wt. LBS.
	VALVE SIZE	INLET SIZE	OUTLET SIZE	
F800-1-NL	1/2"	1/2"	3/4"	0.6
F800-2-NL	5/8"	5/8"	3/4"	1.1
F800-3-NL	3/4"	3/4"	1"	1.3
F800-4-NL	1"	1"	1-1/4"	2.3



FB800-4-NL

FB800 Ballcorp - AWWA Taper Thread Inlet by Increased Male Iron Pipe Thread Outlet with Inside Driving Thread


CATALOG NUMBER	DESCRIPTION			APPROX. Wt. LBS.
	VALVE SIZE	INLET SIZE	OUTLET SIZE	
FB800-3-NL	3/4"	3/4"	1"	1.3
FB800-4-NL	1"	1"	1-1/4"	2.0
FB800-5-NL	1-1/4"	1-1/4"	1-1/2"	3.9
FB800-6-NL	1-1/2"	1-1/2"	2"	5.9
FB800-7-NL	2"	2"	2-1/2"	9.6



F900-4-NL

F900 - MIP Thread Inlet by Increased MIP Thread Outlet with Inside Driving Thread

CATALOG NUMBER	DESCRIPTION			APPROX. Wt. LBS.
	VALVE SIZE	INLET SIZE	OUTLET SIZE	
F900-1-NL	1/2"	1/2"	3/4"	0.6
F900-3-NL	3/4"	3/4"	1"	1.3
F900-4-NL	1"	1"	1-1/4"	2.3



FB900-4-NL


FB900 Ballcorp - Male Iron Pipe Thread Inlet by Increased Male Iron Pipe Thread Outlet with Inside Driving Thread

CATALOG NUMBER	DESCRIPTION			APPROX. Wt. LBS.
	VALVE SIZE	INLET SIZE	OUTLET SIZE	
FB900-3-NL	3/4"	3/4"	1"	1.4
FB900-4-NL	1"	1"	1-1/4"	2.0
FB900-5-NL	1-1/4"	1-1/4"	1-1/2"	3.9
FB900-6-NL	1-1/2"	1-1/2"	2"	5.7
FB900-7-NL	2"	2"	2-1/2"	7.3

Quarter and eighth bends for F800, FB800, F900 and FB900 corporation stops are listed on page A-20.

Ford Corporation Stops and Ford Ballcorp Corporation Stops


With Male Iron Pipe Outlet



F400-4-NL

F400 - AWWA/CC Taper Thread Inlet by Male Iron Pipe Thread Outlet

CATALOG NUMBER	DESCRIPTION			APPROX. WT. LBS.
	VALVE SIZE	INLET SIZE	OUTLET SIZE	
F400-1-NL	1/2"	1/2"	1/2"	0.6
F400-13-NL	1/2"	1/2"	3/4"	0.6
F400-3-NL	3/4"	3/4"	3/4"	1.3
F400-34-NL	3/4"	3/4"	1"	1.3
F400-4-NL	1"	1"	1"	2.3



FB400-4-NL

FB400 Ballcorp - AWWA/CC Taper Thread Inlet by Male Iron Pipe Thread Outlet

CATALOG NUMBER	DESCRIPTION			APPROX. WT. LBS.
	VALVE SIZE	INLET SIZE	OUTLET SIZE	
FB400-3-NL	3/4"	3/4"	3/4"	1.2
FB400-4-NL	1"	1"	1"	1.7
FB400-5-NL	1-1/4"	1-1/4"	1-1/4"	3.9
FB400-6-NL	1-1/2"	1-1/2"	1-1/2"	5.4
FB400-7-NL	2"	2"	2"	8.6



F500-4-NL

F500 - Male Iron Pipe Thread Both Ends

CATALOG NUMBER	DESCRIPTION			APPROX. WT. LBS.
	VALVE SIZE	INLET SIZE	OUTLET SIZE	
F500-1-NL	1/2"	1/2"	1/2"	0.6
F500-13-NL	1/2"	1/2"	3/4"	0.6
F500-3-NL	3/4"	3/4"	3/4"	1.3
F500-4-NL	1"	1"	1"	2.2



FB500-4-NL


FB500 Ballcorp - Male Iron Pipe Thread Both Ends

CATALOG NUMBER	DESCRIPTION			APPROX. WT. LBS.
	VALVE SIZE	INLET SIZE	OUTLET SIZE	
FB500-3-NL	3/4"	3/4"	3/4"	1.2
FB500-4-NL	1"	1"	1"	1.7
FB500-5-NL	1-1/4"	1-1/4"	1-1/4"	3.9
FB500-6-NL	1-1/2"	1-1/2"	1-1/2"	5.3
FB500-7-NL	2"	2"	2"	7.8

Quarter and eighth bends for F400, FB400, F500 and FB500 corporation stops are listed on page A-18 and in Catalog Section J.

Ford Corporation Stops and Ford Ballcorp Corporation Stops

With Female Iron Pipe Outlet



F1600-4-NL

F1600 - AWWA/CC Taper Thread Inlet by Female Iron Pipe Thread Outlet


CATALOG NUMBER	DESCRIPTION			APPROX. Wt. LBS.
	VALVE SIZE	INLET SIZE	OUTLET SIZE	
F1600-3-NL	3/4"	3/4"	3/4"	1.3
F1600-4-NL	1"	1"	1"	2.3



FB1600-4-NL

FB1600 Ballcorp - AWWA/CC Taper Thread Inlet by Female Iron Pipe Thread Outlet


CATALOG NUMBER	DESCRIPTION			APPROX. Wt. LBS.
	VALVE SIZE	INLET SIZE	OUTLET SIZE	
FB1600-3-NL	3/4"	3/4"	3/4"	1.4
FB1600-34-NL	3/4"	3/4"	1"	1.3
FB1600-4-NL	1"	1"	1"	1.8
FB1600-45-NL	1"	1"	1-1/4"	2.5
FB1600-5-NL	1-1/4"	1-1/4"	1-1/4"	3.7
FB1600-56-NL	1-1/4"	1-1/4"	1-1/2"	4.0
FB1600-6-NL	1-1/2"	1-1/2"	1-1/2"	5.2
FB1600-67-NL	1-1/2"	1-1/2"	2"	5.6
FB1600-7-NL	2"	2"	2"	8.3
FB1600-78-NL	2"	2"	2-1/2"	8.7



F1700-3-NL

F1700 - Male Iron Pipe Thread Inlet by Female Iron Pipe Thread Outlet

CATALOG NUMBER	DESCRIPTION			APPROX. Wt. LBS.
	VALVE SIZE	INLET SIZE	OUTLET SIZE	
F1700-1-NL	1/2"	1/2"	1/2"	0.6
F1700-3-NL	3/4"	3/4"	3/4"	1.3
F1700-4-NL	1"	1"	1"	2.3




FB1700-4-NL

FB1700 Ballcorp - Male Iron Pipe Thread Inlet by Female Iron Pipe Thread Outlet


CATALOG NUMBER	DESCRIPTION			APPROX. Wt. LBS.
	VALVE SIZE	INLET SIZE	OUTLET SIZE	
FB1700-3-NL	3/4"	3/4"	3/4"	1.1
FB1700-4-NL	1"	1"	1"	1.8
FB1700-45-NL	1"	1"	1-1/4"	2.5
FB1700-5-NL	1-1/4"	1-1/4"	1-1/4"	3.7
FB1700-56-NL	1-1/4"	1-1/4"	1-1/2"	3.9
FB1700-6-NL	1-1/2"	1-1/2"	1-1/2"	5.1
FB1700-67-NL	1-1/2"	1-1/2"	2"	5.5
FB1700-7-NL	2"	2"	2"	7.5
FB1700-78-NL	2"	2"	2-1/2"	7.8

Ford Corporation Stops

With Male Coupling Thread Outlet



F200-4-NL



F300-4-NL



Photo above shows internal driving threads.

F200 - AWWA/CC Taper Thread Inlet by Male Coupling Thread Outlet with Inside Driving Thread

CATALOG NUMBER	DESCRIPTION			APPROX. WT. LBS.
	VALVE SIZE	INLET SIZE	OUTLET SIZE	
F200-3-NL	3/4"	3/4"	3/4"	1.3
F200-4-NL	1"	1"	1"	2.3

F300 - AWWA/CC Male Iron Pipe Thread Inlet by Male Coupling Thread Outlet with Inside Driving Thread

CATALOG NUMBER	DESCRIPTION			APPROX. WT. LBS.
	VALVE SIZE	INLET SIZE	OUTLET SIZE	
F300-3-NL	3/4"	3/4"	3/4"	1.3
F300-4-NL	1"	1"	1"	2.3

Note: Adapters for F200 and F300 Corporation Stops are on the following page.

Tee-Head Adapters

1-1/4", 1-1/2" and 2" Tee-Head adapters may be purchased separately or assembled at the factory. To purchase 1-1/4", 1-1/2" and 2" Ballcorps with Tee-Head Adapters assembled at the factory, add "-TA" to the catalog number. Example: FB1000-7-TA-NL. No charge for factory assembly. To purchase Tee-Head Adapters separately, use the catalog numbers listed below.



Old Design



New Design



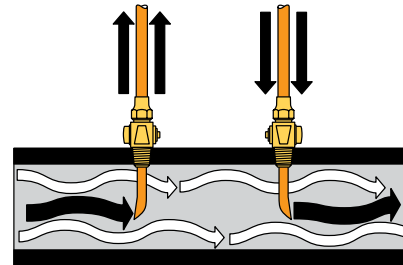
Tee-Head Adapter

Tee-Head Adapters for 1-1/4", 1-1/2" and 2" Ballcorps

CATALOG NUMBER	DESCRIPTION	APPROX. WT. LBS.
TAB-567	Tee-Head Adapter for 1-1/4", 1-1/2" & 2" Ballcorps (new valve design)	0.3
TAB-6-OS	Tee-Head Adapter for 1-1/4" & 1-1/2" Ballcorps (old valve design)	0.3
TAB-7-OS	Tee-Head Adapter for 2" Ballcorp (old valve design)	0.3

Pitorifice Key Corp Stops

For Tapping Mains in Extremely Cold Climates



In extremely cold conditions, Pitorifice Key Corps utilize mainline water flow to help prevent service line freezing. The Pitorifice copper tube opening on the corporation stop inlet, which faces upstream, continuously channels the warmer, faster moving mainline water through a service line loop. The loop channels water from the main, runs inside a basement (with a tee connection for the customer's plumbing) and returns to the main with another Pitorifice Corp copper tube opening that faces downstream.

The Pitorifice option is available on 3/4" and 1" Ford Key Style Corporation Stops. These are non-stock parts. Please call or write for prices and minimum order quantities. Standard lengths are for direct water main taps; longer lengths for saddles are available.

To order: Add "-P" to any 3/4" or 1" Corp Stop catalog number for Pitorifice option. **Example:** F1000-3-P-NL

Corp Stop Wrench

The traditional pipe wrench (DO NOT USE) has teeth designed to engage the hard, round surfaces of iron / steel pipe. A pipe wrench can easily damage relatively soft waterworks brass products. The RCORP wrench has smooth jaws that fit evenly across the wrench flats on valves and fittings. Considering the potential ills associated with just one leaking valve or fitting, the cost of these recommended wrenches is a great value.



Corp Stop Wrench

CATALOG NUMBER	DESCRIPTION	APPROX. WT. LBS.	LENGTH
RCORP	Adjustable Smooth Jaw Wrench fits up to 2" corp stops	4.4	18"

Quarter Bends, Eighth Bends and Straight Couplings


For F200 and F300 Corporation Stops (gaskets are included)



L102-33-NL



LA102-33-NL



C102-33-NL



L104-33S-NL



LA104-33-NL



C104-33-NL



L108-33S-NL

Female Coupling Thread by Flare Copper for F200 and F300 Corporation Stops

CATALOG NUMBER	DESCRIPTION			APPROX. WT. LBS.
	INLET SIZE	OUTLET SIZE	CORP SIZE	
QUARTER BENDS				
L102-23-NL	5/8"	3/4"	5/8"	0.9
L102-33-NL	3/4"	3/4"	3/4"	0.9
* L102-33S-NL	3/4"	3/4"	3/4"	1.1
L102-44-NL	1"	1"	1"	1.7
* L102-44S-NL	1"	1"	1"	1.5
EIGHTH BENDS				
LA102-23-NL	5/8"	3/4"	5/8"	0.8
LA102-33-NL	3/4"	3/4"	3/4"	0.8
* LA102-33S-NL	3/4"	3/4"	3/4"	1.0
LA102-44-NL	1"	1"	1"	1.4
* LA102-44S-NL	1"	1"	1"	1.4
STRAIGHT COUPLINGS				
C102-13-NL	1/2"	3/4"	1/2"	0.6
C102-23-NL	5/8"	3/4"	5/8"	0.7
C102-33-NL	3/4"	3/4"	3/4"	0.7
C102-34-NL	3/4"	1"	3/4"	1.0
C102-44-NL	1"	1"	1"	1.3

* "S" in catalog number indicates swivel inlet.

Female Coupling Thread by Pack Joint Outlet for Copper or Plastic Tubing (CTS) for F200 and F300 Corporation Stops

CATALOG NUMBER	DESCRIPTION			APPROX. WT. LBS.
	INLET SIZE	OUTLET SIZE	CORP SIZE	
QUARTER BENDS				
▶♦ L104-33-NL	3/4"	3/4"	3/4"	0.9
▶*♦ L104-33S-NL	3/4"	3/4"	3/4"	1.1
▶♦ L104-44-NL	1"	1"	1"	1.5
▶* L104-44S-NL	1"	1"	1"	1.4
EIGHTH BENDS				
▶ LA104-23-NL	5/8"	3/4"	5/8"	0.8
♦ * LA104-23S-NL	5/8"	3/4"	5/8"	0.9
▶ LA104-33-NL	3/4"	3/4"	3/4"	0.8
▶ * LA104-33S-NL	3/4"	3/4"	3/4"	1.0
▶ LA104-44-NL	1"	1"	1"	1.3
▶ * LA104-44S-NL	1"	1"	1"	1.3
STRAIGHT COUPLINGS				
▶♦ C104-13-NL	1/2"	3/4"	1/2"	0.6
▶♦ C104-23-NL	5/8"	3/4"	5/8"	0.7
▶♦ C104-33-NL	3/4"	3/4"	3/4"	0.7
C104-34-Q-NL	3/4"	1"	3/4"	0.9
▶♦ C104-44-NL	1"	1"	1"	1.1

* "S" in catalog number indicates swivel inlet.

Grip Joint for CTS is available. Add "-G" to the catalog number.

♦ **Quick Joint** is available. Add "-Q" to the catalog number.

▶ **Ultra-Tite** compression is available. Add "-U2-AWT" to the end of the catalog number. (Consists of components assembled watertight.) For applications that require the Ultra-Tite coupling to be hand-tight only, add "-U2-ANWT" to the end of the catalog number.

Note: Ford recommends using insert stiffeners when using plastic pipe or tubing, except for Ultra-Tite compression fittings.

Swivel Female Coupling Thread by Male Iron Pipe Thread for F200 and F300 Corporation Stops

CATALOG NUMBER	DESCRIPTION			APPROX. WT. LBS.
	INLET SIZE	OUTLET SIZE	CORP SIZE	
QUARTER BENDS				
* L108-33S-NL	3/4"	3/4"	3/4"	0.7
* L108-44S-NL	1"	1"	1"	1.0

* "S" in catalog number indicates swivel inlet.

Quarter Bends and Eighth Bends

For F400, F500 and FB400, FB500 Corporation Stops



Female Iron Pipe Thread by Flare Copper for F400, F500 and FB400, FB500 Corporation Stops

CATALOG NUMBER	DESCRIPTION		APPROX. Wt. LBS.
	INLET SIZE	OUTLET SIZE	
QUARTER BENDS			
L21-33-NL	3/4"	3/4"	0.9
L21-44-NL	1"	1"	1.9
L21-66-NL	1-1/2"	1-1/2"	3.7
L21-77-NL	2"	2"	6.3
EIGHTH BENDS			
LA21-33-NL	3/4"	3/4"	0.8
LA21-44-NL	1"	1"	1.4
FEMALE IRON PIPE THREAD BY MALE IRON PIPE THREAD			
LA81-44-NL	1"	1"	1.0

For F600, F700 and FB600, FB700 Corporation Stops
(copper gaskets are included)



Eighth Bends for F600, F700 and FB600, FB700 Corporation Stops

CATALOG NUMBER	DESCRIPTION		APPROX. Wt. LBS.
	INLET SIZE	OUTLET SIZE	
FEMALE COPPER THREAD BY FLARE COPPER			
LA02-33-NL	3/4"	3/4"	0.7
LA02-44-NL	1"	1"	1.3
LA02-66-NL	1-1/2"	1-1/2"	3.4
LA02-77-NL	2"	2"	6.4
FEMALE COPPER THREAD BY PACK JOINT FOR COPPER OR PLASTIC TUBING (CTS)			
▶ LA04-33-NL	3/4"	3/4"	0.7
▶ LA04-44-NL	1"	1"	1.1
▶ LA04-66-NL	1-1/2"	1-1/2"	2.5
▶ LA04-77-NL	2"	2"	4.3
FEMALE COPPER THREAD BY PACK JOINT FOR PE PIPE			
▶ LA06-33-NL	3/4"	3/4"	0.9
▶ LA06-44-NL	1"	1"	1.6

Grip Joint for CTS (3/4" through 2") and PEP (3/4" and 1") is available. Add "-G" to the catalog number.

Note: Ford recommends using insert stiffeners when using plastic pipe or tubing, except for Ultra-Tite compression fittings. See page A-6.

Swivel Eighth Bends for F600, F700 and FB600, FB700 Corporation Stops



CATALOG NUMBER	DESCRIPTION		APPROX. Wt. LBS.
	INLET SIZE	OUTLET SIZE	
FEMALE COPPER THREAD SWIVEL NUT BY FLARE COPPER			
LA02-33S-NL	3/4"	3/4"	1.0
LA02-44S-NL	1"	1"	1.5
LA02-66S-NL	1-1/2"	1-1/2"	4.3
LA02-77S-NL	2"	2"	7.7
FEMALE COPPER THREAD SWIVEL NUT BY PACK JOINT FOR COPPER OR PLASTIC TUBING (CTS)			
▶♦ LA04-33S-NL	3/4"	3/4"	1.0
▶♦ LA04-44S-NL	1"	1"	1.3
♦ LA04-66S-NL	1-1/2"	1-1/2"	4.0
♦ LA04-77S-NL	2"	2"	6.6

Grip Joint for CTS is available. Add "-G" to the catalog number.

♦ Quick Joint is available. Add "-Q" to the catalog number.

▶ Ultra-Tite compression is available. Add "-U-AWT" to the end of the catalog number. (Consists of components assembled watertight.) For applications that require the Ultra-Tite coupling to be hand-tight only, add "-U-ANWT" to the end of the catalog number.

Note: Ford recommends using insert stiffeners when using plastic pipe or tubing, except for Ultra-Tite compression fittings. See page A-6.

Quarter Bends and Eighth Bends

For F600, F700 and FB600, FB700 Ballcorp Corporation Stops
(copper gaskets are included)



LA04-33SI-Q-NL

Swivel Eighth Bends With Integral Washer for F600, F700, FB600, FB700 Corporation Stops

CATALOG NUMBER	DESCRIPTION		APPROX. WT. LBS.
	INLET SIZE	OUTLET SIZE	
FEMALE COPPER THREAD SWIVEL NUT WITH INTEGRAL WASHER BY QUICK JOINT FOR COPPER OR PLASTIC TUBING (CTS)			
LA04-33SI-Q-NL	3/4"	3/4"	1.0
LA04-44SI-Q-NL	1"	1"	1.7



L04-33SI-Q-NL

Swivel Quarter Bends With Integral Washer for F600, F700, FB600, FB700 Corporation Stops

CATALOG NUMBER	DESCRIPTION		APPROX. WT. LBS.
	INLET SIZE	OUTLET SIZE	
FEMALE COPPER THREAD SWIVEL NUT WITH INTEGRAL WASHER BY QUICK JOINT FOR COPPER OR PLASTIC TUBING (CTS)			
L04-33SI-Q-NL	3/4"	3/4"	1.2
L04-44SI-Q-NL	1"	1"	1.8



L02-33-NL

Quarter Bends for F600, F700, FB600, FB700 Corporation Stops

CATALOG NUMBER	DESCRIPTION		APPROX. WT. LBS.
	INLET SIZE	OUTLET SIZE	
FEMALE COPPER THREAD BY FLARE COPPER			
L02-33-NL	3/4"	3/4"	0.9
L02-44-NL	1"	1"	1.6
L02-66-NL	1-1/2"	1-1/2"	3.5
L02-77-NL	2"	2"	7.0
FEMALE COPPER THREAD BY PACK JOINT FOR COPPER OR PLASTIC TUBING (CTS)			
▶♦ L04-33-NL	3/4"	3/4"	0.9
L04-34-NL	3/4"	1"	1.0
▶ L04-44-NL	1"	1"	1.4
L04-66-NL	1-1/2"	1-1/2"	3.4
L04-77-NL	2"	2"	6.5
FEMALE COPPER THREAD BY PACK JOINT FOR PE PIPE			
▶ L06-33-NL	3/4"	3/4"	0.9
▶ L06-44-NL	1"	1"	1.8

Grip Joint for CTS (3/4" through 2") and PEP (3/4" and 1") is available. Add "-G" to the catalog number.



L02-33S-NL

Swivel Quarter Bends for F600, F700, FB600, FB700 Corporation Stops

CATALOG NUMBER	DESCRIPTION		APPROX. WT. LBS.
	INLET SIZE	OUTLET SIZE	
FEMALE COPPER THREAD SWIVEL NUT BY FLARE COPPER			
L02-33S-NL	3/4"	3/4"	1.1
L02-44S-NL	1"	1"	1.6
L02-66S-NL	1-1/2"	1-1/2"	4.6
L02-77S-NL	2"	2"	8.0
FEMALE COPPER THREAD SWIVEL NUT BY PACK JOINT FOR COPPER OR PLASTIC TUBING (CTS)			
▶♦ L04-33S-NL	3/4"	3/4"	1.1
▶♦ L04-44S-NL	1"	1"	1.5
♦ L04-66S-NL	1-1/2"	1-1/2"	4.2
♦ L04-77S-NL	2"	2"	6.2


Grip Joint for CTS is available. Add "-G" to the catalog number.

- ♦ Quick Joint is available. Add "-Q" to the catalog number.
- ▶ Ultra-Tite compression is available. Add "-U2-AWT" to the end of the catalog number. (Consists of components assembled watertight.) For applications that require the Ultra-Tite coupling to be hand-tight only, add "-U2-ANWT" to the end of the catalog number.

Note: Ford recommends using insert stiffeners when using plastic pipe or tubing, except for Ultra-Tite compression fittings. See page A-6.

Quarter Bends and Eighth Bends

For F800, F900 and FB800, FB900 Corporation Stops



Quarter and Eighth Bends for F800, F900 and FB800, FB900 Corporation Stops

CATALOG NUMBER	DESCRIPTION			APPROX. WT. LBS.
	FIP INLET SIZE	OUTLET SIZE	CORP SIZE	
QUARTER BENDS WITH FLARE COPPER OUTLET				
L12-43-NL	1"	3/4"	3/4"	1.0
L12-54-NL	1-1/4"	1"	1"	1.7
QUARTER BENDS WITH FEMALE IRON PIPE THREAD SWIVEL BY MALE IRON PIPE THREADS				
L18-87S-NL	2-1/2"	2"	2"	4.0
EIGHTH BENDS WITH FLARE COPPER OUTLET				
LA12-43-NL	1"	3/4"	3/4"	0.7
LA12-54-NL	1-1/4"	1"	1"	1.3
EIGHTH BENDS WITH PACK JOINT FOR COPPER OR PLASTIC TUBING (CTS) OUTLET				
▶ LA14-43-NL	1"	3/4"	3/4"	0.7
▶ LA14-54-NL	1-1/4"	1"	1"	1.1
▶ LA14-76-NL	2"	1-1/2"	1-1/2"	2.7
▶ LA14-87-NL	2-1/2"	2"	2"	5.3

Grip Joint for CTS is available. Add "-G" to the catalog number.

▶ Ultra-Tite compression is available. Add "-U-AWT" to the end of the catalog number. (Consists of components assembled watertight.) For applications that require the Ultra-Tite coupling to be hand-tight only, add "-U-ANWT" to the end of the catalog number.

Note: Ford recommends using insert stiffeners when using plastic pipe or tubing, except for Ultra-Tite compression fittings. See page A-6.

Ford Tube Nuts and Copper Gaskets

Copper Tube Nuts for Flared Copper Connections



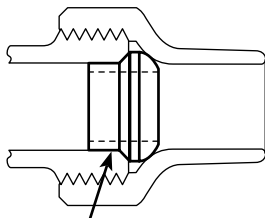
CATALOG NUMBER	DESCRIPTION COPPER SIZE	APPROX. WT. LBS.
CTN-1	1/2"	0.2
CTN-2	5/8"	0.2
CTN-3	3/4"	0.3
CTN-4	1"	0.5
CTN-5	1-1/4"	0.7
CTN-6	1-1/2"	1.2
CTN-7	2"	2.2



Copper Gaskets - to use with adapter replacing Flare Nut

CATALOG NUMBER	DESCRIPTION CONN. SIZE	APPROX. WT. LBS.
SLC-3	3/4"	0.01
SLC-4	1"	0.02
SLC-5	1-1/4"	0.03
SLC-6	1-1/2"	0.04
SLC-7	2"	0.08

Ring Adapter - Pack Joint to Flare (Converts CTS Pack Joint Socket to Flare Copper Nose) For Attaching Female Flare Adapter, Coupling and Ells




Ring Adapter

CATALOG NUMBER	DESCRIPTION		APPROX. WT. LBS.	STD. PKG. QTY.
	FOR PJ SLEEVE SIZE & TYPE	FLARE NOSE SIZE		
RA42-33-NL	3/4" CTS Pack Joint Corporation Stop and Coupling	3/4"	0.1	165
RA42-44-NL	1" CTS Pack Joint Corporation Stop Only	1"	0.1	95

Ring Adapter - Quick Joint to Flare (Converts CTS Quick Joint Socket to Flare Copper Nose) For Attaching Integral (Non-Swivel) Type Female Flare Adapter, Coupling and Ells

CATALOG NUMBER	DESCRIPTION		APPROX. WT. LBS.	STD. PKG. QTY.
	FOR QJ SLEEVE SIZE & TYPE	FLARE NOSE SIZE		
RA42-33-Q-NL	3/4" CTS Quick Joint Corporation Stop and Coupling	3/4"	0.1	160
RA42-44-Q-NL	1" CTS Quick Joint Corporation Stop and Coupling	1"	0.1	100


Replacement Piece for Corporation Stops and Ford Ballcorp Corporation Stops



F60-3-NL

AWWA/CC Taper Thread Inlet by Flare Copper Outlet - replaces F600 or FB600

CATALOG NUMBER	DESCRIPTION		APPROX. Wt. LBS.
	INLET SIZE	OUTLET SIZE	
F60-1-NL	1/2"	1/2"	0.3
F60-3-NL	3/4"	3/4"	0.7
F60-4-NL	1"	1"	1.2
F60-6-NL	1-1/2"	1-1/2"	3.2
F60-7-NL	2"	2"	5.4




F60-4-3-NL

AWWA/CC Taper Thread Inlet by Pack Joint Outlet for Copper or Plastic Tubing (CTS) - replaces F1000 or FB1000

CATALOG NUMBER	DESCRIPTION		APPROX. Wt. LBS.
	INLET SIZE	OUTLET SIZE	
▶ F60-4-3-NL	3/4"	3/4"	0.7
▶ F60-4-4-NL	1"	1"	1.1

Grip Joint for CTS is available. Add "-G" to the catalog number.



F60-6-3-AWT-NL


AWWA/CC Taper Thread Inlet by Pack Joint Outlet for Polyethylene Pipe (PE) - replaces F1001 or FB1001

CATALOG NUMBER	DESCRIPTION		APPROX. Wt. LBS.
	INLET SIZE	OUTLET SIZE	
* ▶ F60-6-3-AWT-NL	3/4"	3/4"	1.2
* ▶ F60-6-4-AWT-NL	1"	1"	1.3

Grip Joint for PEP (3/4" and 1") is available. Add "-G" to the catalog number.

* Product consists of two adapter pieces assembled watertight.

▶ Ultra-Tite compression is available. Add "-U-AWT" to the end of the catalog number. (Consists of components assembled watertight.) For applications that require the Ultra-Tite coupling to be hand-tight only, add "-U-ANWT" to the end of the catalog number.



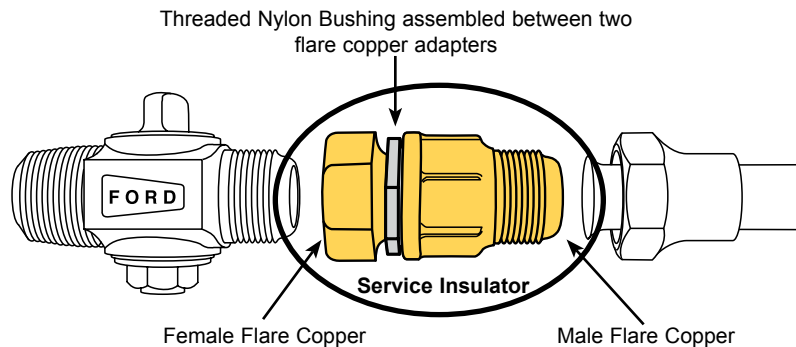
F40-3-NL

AWWA/CC Taper Thread Inlet by Male Iron Pipe Thread Outlet - replaces F400 or FB400

CATALOG NUMBER	DESCRIPTION		APPROX. Wt. LBS.
	INLET SIZE	OUTLET SIZE	
F40-1-NL	1/2"	1/2"	0.3
F40-3-NL	3/4"	3/4"	0.5
F40-4-NL	1"	1"	0.6
F40-6-NL	1-1/2"	1-1/2"	1.4
F40-7-NL	2"	2"	2.5

Service Insulators

For Protection Against Service Line Electrolysis




Service Insulators

CATALOG NUMBER	DESCRIPTION	APPROX. Wt. LBS.
SI-3-NL	3/4"	0.9
SI-4-NL	1"	1.3
SI-6-NL	1-1/2"	3.8
SI-7-NL	2"	6.7


Note: Various service line connection types are available.

Brass Corp Stop Plugs

CSP-3-A-NL



CSP-3-I-NL



CSP-3-IT-NL



AWWA Taper Thread by Square Wrench Head

CATALOG NUMBER	DESCRIPTION		APPROX. WT. LBS.
	THREAD SIZE	APPLICATION	
CSP-1-A-NL	1/2"	Square Wrench Head	0.1
CSP-2-A-NL	5/8"	Square Wrench Head	0.1
CSP-3-A-NL	3/4"	Square Wrench Head	0.2
CSP-4-A-NL	1"	Square Wrench Head	0.4
CSP-6-A-NL	1-1/2"	Square Wrench Head	0.7
CSP-7-A-NL	2"	Square Wrench Head	0.9

Male Iron Pipe Thread by Square Wrench Head

CATALOG NUMBER	DESCRIPTION		APPROX. WT. LBS.
	THREAD SIZE	APPLICATION	
CSP-3-I-NL	3/4"	Square Wrench Head	0.2
CSP-4-I-NL	1"	Square Wrench Head	0.4
CSP-6-I-NL	1-1/2"	Square Wrench Head	0.4
CSP-7-I-NL	2"	Square Wrench Head	0.6


AWWA Taper Thread by Internal Driving Thread

CATALOG NUMBER	DESCRIPTION		APPROX. WT. LBS.
	THREAD SIZE	APPLICATION	
CSP-3-IT-NL	3/4"	Internal Driving Thrd	0.3
CSP-4-IT-NL	1"	Internal Driving Thrd	0.7

Screw Plug Adapters and Washers

(for 3/4" and 1" - F1000, F1100, FB1000 and FB1100)

SP-3-NL



WSP-3-NL



Ford Screw Plug Adapters are specifically designed to protect corp stop outlets during insertion. Washers help prevent outlet damage caused by some non-Ford screw plug adapters.

Screw Plug Adapters and Washers

CATALOG NUMBER	DESCRIPTION
◆ SP-3-NL	Screw plug adapter for 3/4" CTS P.J./G.J. Corp Stop
◆ SP-4-NL	Screw plug adapter for 1" CTS P.J./G.J. Corp Stop
◆ WSP-3-NL	Washer for Mueller screw plug adapter for 3/4" CTS P.J./G.J. Corp Stop
◆ WSP-4-NL	Washer for Mueller screw plug adapter for 1" CTS P.J./G.J. Corp Stop
◆ For washers and adapters used on Quick Joint applications, add "-Q" to the catalog number. Example: SP-3-Q-NL	

Brass End Caps

Ford Brass End Caps protect external and internal corporation stop components.



CAP-2-6-NL

CATALOG NUMBER	VALVE SIZE	TYPE OF CORPORATION STOPS/COUPLINGS	APPROX. WT. LBS.
CAP-24-3-NL	3/4"	Flare Copper Corp and CTS Compression Corp	0.3
CAP-2-4-NL	1"	Flare Copper Corp and CTS Compression Corp - Also fits 3/4" PVC Corp and 3/4" PEP Corp	0.5
CAP-4-4-NL	1"	CTS Pack Joint Coupling and CTS Grip Joint Coupling	0.6
CAP-2-5-NL	1-1/4"	Flare Copper Corp and CTS Compression Corp (excluding Quick Joint) - Also fits 1" PEP Corp and 1" PVC Corp	0.7
CAP-4-5-Q-NL	1-1/4"	CTS Quick Joint Corp	0.8
CAP-4-5-NL	1-1/4"	CTS Pack Joint Corp and CTS Grip Joint Coupling - Also fits 1" PEP Coupling	0.9
CAP-2-6-NL	1-1/2"	Flare Copper & CTS Compression Corps (excluding Quick Joint)	1.0
CAP-4-6-Q-NL	1-1/2"	CTS Quick Joint Corp	1.0
CAP-2-7-NL	2"	Flare Copper Corp, CTS Compression Corp (excluding Quick Joint) and PVC Corp - Also fits 2-1/2" CTS Pack & Grip Coupling and 1-1/2" and 2" PEP Corp	1.6
CAP-4-7-Q-NL	2"	CTS Quick Joint Corp	1.7
CAP-4-7-NL	2"	CTS Pack Joint Coupling and CTS Grip Joint Coupling - Also fits 1-1/2" PEP Pack Joint (IDR7) Coupling	2.5

Brass Bushings for Corporation Stop Inlets

Brass Bushings for Corporation Stop Inlets




BBAA-43-NL

CATALOG NUMBER	DESCRIPTION		APPROX. WT. LBS.
	OUTSIDE THREAD SIZE AND TYPE	INSIDE THREAD SIZE AND TYPE	
BBAA-31-NL	3/4" Male AWWA Taper Thread	1/2" Female AWWA Taper Thread	0.3
BBAA-43-NL	1" Male AWWA Taper Thread	3/4" Female AWWA Taper Thread	0.4
BBAA-53-NL	1-1/4" Male AWWA Taper Thread	3/4" Female AWWA Taper Thread	1.1
BBAA-63-NL	1-1/2" Male AWWA Taper Thread	3/4" Female AWWA Taper Thread	1.2
BBAA-64-NL	1-1/2" Male AWWA Taper Thread	1" Female AWWA Taper Thread	1.2
BBAA-73-NL	2" Male AWWA Taper Thread	3/4" Female AWWA Taper Thread	2.2
BBAA-74-NL	2" Male AWWA Taper Thread	1" Female AWWA Taper Thread	1.8
BBAA-75-NL	2" Male AWWA Taper Thread	1-1/4" Female AWWA Taper Thread	1.8
BBAA-76-NL	2" Male AWWA Taper Thread	1-1/2" Female AWWA Taper Thread	1.8
BBAI-31-NL	3/4" Male AWWA Taper Thread	1/2" Female Iron Pipe Thread	0.3
BBAI-43-NL	1" Male AWWA Taper Thread	3/4" Female Iron Pipe Thread	0.4
BBAI-65-NL	1-1/2" Male AWWA Taper Thread	1-1/4" Female Iron Pipe Thread	1.2
BBAI-75-NL	2" Male AWWA Taper Thread	1-1/4" Female Iron Pipe Thread	1.8
BBAI-76-NL	2" Male AWWA Taper Thread	1-1/2" Female Iron Pipe Thread	1.8
BBIA-43-NL	1" Male Iron Pipe Thread	3/4" Female AWWA Taper Thread	0.4
BBIA-53-NL	1-1/4" Male Iron Pipe Thread	3/4" Female AWWA Taper Thread	0.4
BBIA-54-NL	1-1/4" Male Iron Pipe Thread	1" Female AWWA Taper Thread	0.4
BBIA-63-NL	1-1/2" Male Iron Pipe Thread	3/4" Female AWWA Taper Thread	0.9
BBIA-64-NL	1-1/2" Male Iron Pipe Thread	1" Female AWWA Taper Thread	1.2
BBIA-73-NL	2" Male Iron Pipe Thread	3/4" Female AWWA Taper Thread	0.7
BBIA-74-NL	2" Male Iron Pipe Thread	1" Female AWWA Taper Thread	1.1
BBIA-75-NL	2" Male Iron Pipe Thread	1-1/4" Female AWWA Taper Thread	1.1
BBIA-76-NL	2" Male Iron Pipe Thread	1-1/2" Female AWWA Taper Thread	1.1

Wedding Ring

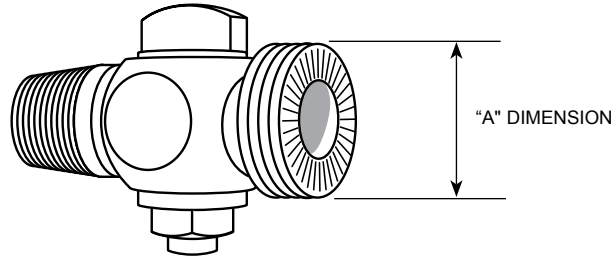
Wedding Ring Converts Pack and Grip Joint Socket Bevel of a Corporation Stop to a Male Flare Nose for Connecting Flare Copper Tube Nut or a Female Flare Fitting



WR-3-NL


WEDDING RINGS		
CATALOG NUMBER	SIZE	APPROX. WT. LBS.
WR-3-NL	3/4"	0.1
WR-4-NL	1"	0.1
WR-5-NL	1-1/4"	0.1
WR-6-NL	1-1/2"	1.4
WR-7-NL	2"	2.2

Ford Conversion Connections for Lead Service Corporation Stops



When ordering conversion connections for flanged lead Corporation Stops, check the outlet size to ensure a correct fit. The size of this connection may vary slightly depending upon the manufacturer. The approximate size of the outlet is shown in the tables below and on page A-25 as the "A" dimension.

For Flanged Lead Corporation Stops
(these connections replace flanged lead gooseneck connections - gaskets are included)



LSFC-3-NL

Female Flanged Lead Thread Inlet by Female Iron Pipe Outlet


CATALOG NUMBER	DESCRIPTION		APPROX. "A" DIM.	APPROX. WT. LBS.
	INLET SIZE/TYPE	OUTLET SIZE		
LFC1-13-NL	1/2" XS	3/4"	1-7/16"	0.6
* LFC2-23-NL	5/8" XS	3/4"	1-5/8"	0.5
* LFC3-33-NL	3/4" XS	3/4"	1-7/8"	0.7
* LFC4-43-NL	1" XS	1"	2-1/8"	0.9



LFC4-23-NL

Female Flanged Lead Thread Inlet by Pack Joint for Copper or Plastic Tubing (CTS) Outlet

CATALOG NUMBER	DESCRIPTION		APPROX. "A" DIM.	APPROX. WT. LBS.
	INLET SIZE/TYPE	OUTLET SIZE		
▶ LFC4-13-NL	1/2" XS	3/4"	1-7/16"	0.9
▶ LFC4-23-NL	5/8" XS	3/4"	1-5/8"	0.9
▶* LFC4-33-NL	3/4" XS	3/4"	1-7/8"	1.2
LFC4-34-Q-NL	3/4" XS	1"	1-7/8"	1.3



LFC2-23-NL

Female Flanged Lead Thread Inlet by Flare Copper Outlet

CATALOG NUMBER	DESCRIPTION		APPROX. "A" DIM.	APPROX. WT. LBS.
	INLET SIZE/TYPE	OUTLET SIZE		
LFC2-13-NL	1/2" XS	3/4"	1-7/16"	0.9
LFC2-23-NL	5/8" XS	3/4"	1-5/8"	0.9
* LFC2-33-NL	3/4" XS	3/4"	1-7/8"	1.2
LFC2-44-NL	1" XS	1"	2-1/8"	1.4


* "S" in catalog number indicates swivel coupling.

▶ Ultra-Tite compression is available. Add "-U-AWT" to the end of the catalog number. (Consists of components assembled watertight.) For applications that require the Ultra-Tite coupling to be hand-tight only, add "-U-ANWT" to the end of the catalog number.

Ford Conversion Connections for Lead Service Corporation Stops

For 1/2" through 1" Wiped Lead Joint Corporation Stops (The couplings below also fit Ford F200 & F300 Corporation Stops - gaskets are included)

Note: See previous page for description of "A" dimension.



L102-33-NL




C102-33-NL



L104-33S-NL



LA104-33-NL



C104-33-NL



L108-33S-NL



Female Coupling Thread Inlet by Flare Copper Outlet

CATALOG NUMBER	DESCRIPTION			APPROX. "A" DIM.	APPROX. WT. LBS.
	INLET SIZE	OUTLET SIZE	CORP SIZE		
QUARTER BENDS					
L102-23-NL	5/8"	3/4"	5/8"	1-1/8"	0.9
L102-33-NL	3/4"	3/4"	3/4"	1-1/4"	0.9
* L102-33S-NL	3/4"	3/4"	3/4"	1-1/4"	1.1
L102-44-NL	1"	1"	1"	1-1/2"	1.7
* L102-44S-NL	1"	1"	1"	1-1/2"	1.5
EIGHTH BENDS					
LA102-23-NL	5/8"	3/4"	5/8"	1-1/8"	0.8
LA102-33-NL	3/4"	3/4"	3/4"	1-1/4"	0.8
* LA102-33S-NL	3/4"	3/4"	3/4"	1-1/4"	1.0
LA102-44-NL	1"	1"	1"	1-1/2"	1.4
* LA102-44S-NL	1"	1"	1"	1-1/2"	1.4
STRAIGHT COUPLINGS					
C102-13-NL	1/2"	3/4"	1/2"	1"	0.6
C102-23-NL	5/8"	3/4"	5/8"	1-1/8"	0.7
C102-33-NL	3/4"	3/4"	3/4"	1-1/4"	0.7
C102-34-NL	3/4"	1"	3/4"	1-1/4"	1.0
C102-44-NL	1"	1"	1"	1-1/2"	1.3

* "S" in catalog number indicates swivel inlet.

Female Coupling Thread Inlet by Pack Joint for Copper or Plastic Tubing (CTS) Outlet

CATALOG NUMBER	DESCRIPTION			APPROX. "A" DIM.	APPROX. WT. LBS.
	INLET SIZE	OUTLET SIZE	CORP SIZE		
QUARTER BENDS					
▶♦ L104-33-NL	3/4"	3/4"	3/4"	1-1/4"	0.9
▶♦ * L104-33S-NL	3/4"	3/4"	3/4"	1-1/4"	1.1
▶♦ L104-44-NL	1"	1"	1"	1-1/2"	1.5
▶ * L104-44S-NL	1"	1"	1"	1-1/2"	1.4
EIGHTH BENDS					
▶ LA104-23-NL	5/8"	3/4"	5/8"	1-1/8"	0.8
♦ * LA104-23S-NL	5/8"	3/4"	5/8"	1-1/8"	0.9
▶ LA104-33-NL	3/4"	3/4"	3/4"	1-1/4"	0.8
▶ * LA104-33S-NL	3/4"	3/4"	3/4"	1-1/4"	1.0
▶ LA104-44-NL	1"	1"	1"	1-1/2"	1.3
▶ * LA104-44S-NL	1"	1"	1"	1-1/2"	1.3
STRAIGHT COUPLINGS					
▶♦ C104-13-NL	1/2"	3/4"	1/2"	1"	0.6
▶♦ C104-23-NL	5/8"	3/4"	5/8"	1-1/8"	0.7
▶♦ C104-33-NL	3/4"	3/4"	3/4"	1-1/4"	0.7
▶♦ C104-34-Q-NL	3/4"	1"	3/4"	1-1/4"	1.2
▶♦ C104-44-NL	1"	1"	1"	1-1/2"	1.1

Grip Joint for CTS is available. Add "-G" to the catalog number.

♦ Quick Joint is available. Add "-Q" to the catalog number.

* "S" in catalog number indicates swivel inlet.

▶ Ultra-Tite compression is available. Add "-U2-AWT" to the end of the catalog number. (Consists of components assembled watertight.) For applications that require the Ultra-Tite coupling to be hand-tight only, add "-U2-ANWT" to the end of the catalog number.

Female Swivel Coupling Thread by Male Iron Pipe Thread

CATALOG NUMBER	DESCRIPTION			APPROX. WT. LBS.
	INLET SIZE	OUTLET SIZE	CORP SIZE	
QUARTER BENDS				
* L108-33S-NL	3/4"	3/4"	3/4"	0.7
* L108-44S-NL	1"	1"	1"	1.0

* "S" in catalog number indicates swivel coupling.

Section A

Ford[®] Ballcorps and Corporation Stops

Warranty

All merchandise is warranted to be free from defects in material and factory workmanship for one year from date of shipment from our factory. We will provide, free of charge, new products in equal quantities for any that prove defective within one year from date of shipment from our factory. Manufacturer shall not be liable for any loss, damage, or injury, direct or consequential, arising out of the use of or the inability to use the product. Before using, user shall determine the suitability of the product for user's intended use and user assumes all risk and liability whatever in connection therewith. No claims for labor or consequential damage will be allowed. The foregoing may not be changed except by agreement signed by an officer of the manufacturer.

No other warranties are applicable or may be implied, including the implied warranty of merchantability and the implied warranty of fitness for particular purpose and any warranty relating to infringement or the like, all of which are disclaimed.

Please Note:

Consult the Ford Meter Box Company, Inc. website (www.fordmeterbox.com) for the most recent catalog information. The Ford Meter Box Company considers the information in this catalog to be correct at the time of publication. Items and option availability, including specifications, are subject to change without notice. Please verify that your product information is current.



36 Hudson Rd
Sudbury MA 01776



800-225-4616
www.tisales.com



The Ford Meter Box Company, Inc. 775 Manchester Avenue, P.O. Box 443, Wabash, Indiana, USA 46992
Telephone: 260.563.3171 • FAX: 1.800.826.3487 • Overseas FAX: 260.563.0167 • fordmeterbox.com