

AMERICAN AVK RESILIENT SEATED DUCTILE IRON GATE VALVE
250 PSI, Tested to AWWA C515 (NRS)
HYMAX GRIP® - Valve sizes 1½" - 12"

65/HHN-WD
HYxHY

Use:
 For water and neutral liquids to maximum 160°F.

Tests:
 Hydraulic test to AWWA C509:
 Shell Test: 500 PSI 3"-16"
 Seat Test: 250 PSI 3"-16"
 Operating Torque Test

Optional Materials:


Wedge	Ductile iron ASTM A536 encapsulated with NBR-rubber compound
-------	--


Standard Materials:

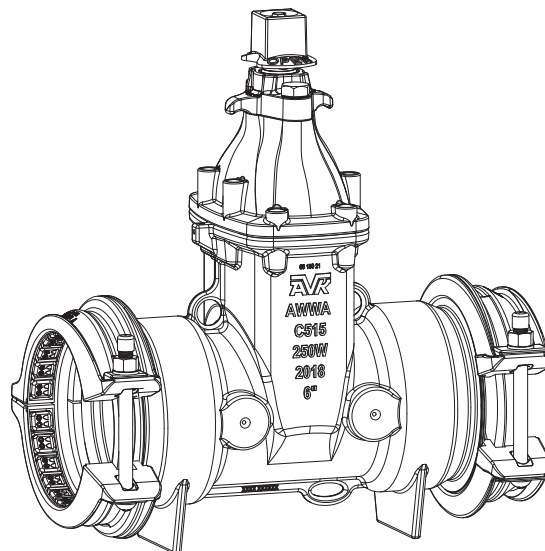
Body, Bonnet, Gland Flange, Wrench Nut	Ductile iron ASTM A536 (Wrench Nut-painted black for open left, red for open right)
Coating	Electrostatically applied fusion-bonded epoxy-resin Meets or exceeds AWWA C550
Stem	Standard: Stainless steel 430F
Wedge	Ductile iron ASTM A536 encapsulated with EPDM-rubber compound
Wedge Nut, Thrust Collar	Bronze
Bonnet Bolts	Stainless Steel - 316 sealed with hot melt
Gland Bolts	Stainless Steel - 316 Hexagon bolt
Bonnet Gasket, Wiper Ring, O-Ring Stem Seals, O-Ring Gland Seal	ASTM D2000 Buna "N" nitrile rubber

Approvals:

Certified to: ANSI/NSF 61, ANSI/NSF 372


Certified to
NSF/ANSI 61


Certified to
NSF/ANSI 372



Ti SALES

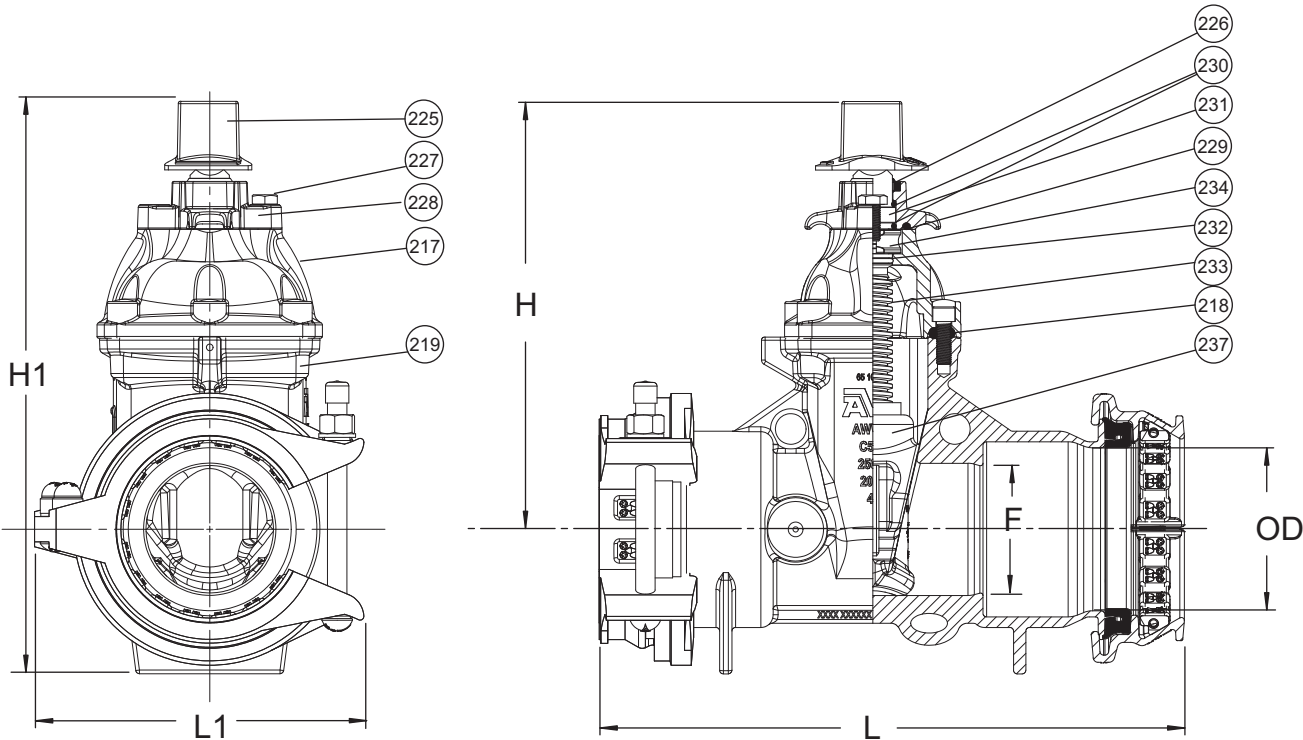
36 Hudson Rd
 Sudbury MA 01776  800-225-4616
www.tisales.com

AMERICAN AVK RESILIENT SEATED DUCTILE IRON GATE VALVE
250 PSI, Tested to AWWA C515 (NRS)
HYMAX GRIP® - Valve sizes 1½" - 12"

65/HHN-WD
HYxHY

Component List:

- | | | |
|--------------------|------------------------------|-----------------------------|
| 217. Bonnet | 227. Gland Flange Bolt | 232. Lower Stem Seal O-Ring |
| 218. Bonnet Gasket | 228. Gland Flange | 233. NRS Stem |
| 219. Body | 229. Gland O-Ring | 234. Thrust Collar |
| 225. Wrench Nut | 230. Upper Stem Seal O-Rings | 237. Wedge |
| 226. Wiper Ring | 231. Stem Seal Bushing | |



Ref No.	Size	Pipe OD Min/Max	F	H	H1	L	L1	Turns to Open	Weight (lbs.)
65-050-HHN	1.5"-2"***	4.40"/5.10"	4.10"	13.82"	18.47"	20.46"	10.60"	9.5	83
65-065-HHN	2.5"	4.40"/5.10"	4.10"	13.82"	18.47"	20.46"	10.60"	11	83
65-080-HHN	3"	4.40"/5.10"	4.10"	13.82"	18.47"	20.46"	10.60"	15	83
65-100-HHN	4"	4.40"/5.10"	4.10"	13.82"	18.47"	20.46"	10.60"	17	83
65-150-HHN	6"	6.50"/7.20"	6.18"	17.81"	23.91"	21.80"	12.90"	21	131
65-200-HHN	8"	8.50"/9.40"	8.19"	21.83"	29.31"	23.75"	15.70"	27	193
65-250-HHN	10"	10.65"/11.55"	10.25"	25.06"	33.72"	24.83"	18.20"	34	279
65-300-HHN	12"	12.68"/13.39"	12.25"	27.96"	37.41"	24.50"	19.80"	41	349

** Note: The 2" valve has a 1.5" adaptor gasket installed that must be removed for 2" use.

Min. Coupling Torque - Ft. Lbs.

- | | |
|--------|------|
| 2"-3" | -70 |
| 4" | -90 |
| 6" | -110 |
| 8"-12" | -200 |



36 Hudson Rd
 Sudbury MA 01776



800-225-4616
 www.tisales.com