



A PRODUCT SHEET OF NEPTUNE TECHNOLOGY GROUP

T-10 Meter

SIZES $\frac{5}{8}$ ", $\frac{3}{4}$ ", AND 1"

Every T-10® water meter meets or exceeds the latest AWWA C700 Standard. Its nutating disc, positive displacement principle has been time-proven for accuracy and dependability since 1892, ensuring maximum utility revenue.

The T-10 water meter consists of three major assemblies: a register, a lead free, high-copper alloy maincase, and a nutating disc measuring chamber.

The T-10 meter is available with a variety of register types. For reading convenience, the register can be mounted in one of four positions on the meter.

The corrosion-resistant maincase will withstand harsh service conditions; internal water pressure, rough handling, and in-line piping stress.

The innovative floating chamber design of the nutating disc measuring element is unaffected by meter position or in-line piping stresses while the unique chamber seal extends the low-flow accuracy by sealing the chamber outlet port to the maincase outlet port. The nutating disc measuring element utilizes corrosion-resistant materials throughout and a thrust roller to minimize wear.



KEY FEATURES

REGISTER

Magnetic-driven, low-torque registration ensures accuracy

Impact-resistant register

High-resolution, low-flow leak detection

Bayonet-style register mount allows in-line serviceability

Tamperproof seal pin deters theft

Date of manufacture, size, and model stamped on dial face

LEAD FREE MAINCASE

NSF/ANSI 372, NSF/ANSI 61

Lifetime guarantee

Resists internal pressure stresses and external damage

Handles in-line piping variations and stresses

Provides residual value vs. plastic or composite

Electrical grounding continuity

NUTATING DISC MEASURING CHAMBER

Positive displacement

Widest effective flow range for maximum revenue

Proprietary polymer materials maximize long-term accuracy

Floating chamber design is unaffected by in-line piping stresses

Specifications

- NSF/ANSI 372, NSF/ANSI 61
- National Type Evaluation Program (NTEP) certification

Application

- Cold water measurement of flow in one direction in residential service applications

Maximum Operating Water Pressure

- 150 psi (1034 kPa)

Maximum Operating Water Temperature

- 80°F

Measuring Chamber

- Nutating disc technology design made from proprietary synthetic polymer

Options

Sizes

- 5/8", 5/8" x 3/4"
- 3/4", 3/4" SL, 3/4" x 1"
- 1", 1" x 1 1/4"

Units of Measure:

- U.S. gallons, imperial gallons, cubic feet, cubic metres

Register Types

- Direct reading: bronze box and cover (standard)

Remote Reading:

- ProCoder™, E-CODER®, E-CODER®)R900i™, ProCoder™)R900i™

- Reclaim

Bottom Caps

- Synthetic polymer (5/8" only)
- Cast iron
- Lead free, high-copper alloy

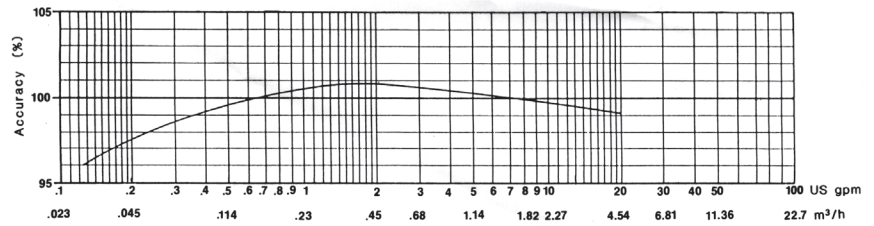
Connections

- Lead free, high-copper alloy, straight or bent

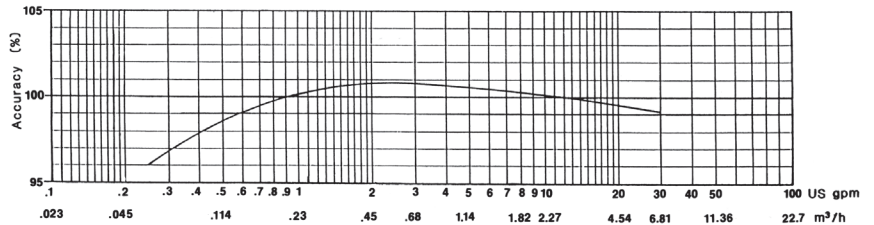
Environmental Conditions

- Operating temperature: +33° F to +149° F (0° C to +65° C)
- Storage temperature: +33° F to +158° F (0° C to +70° C)

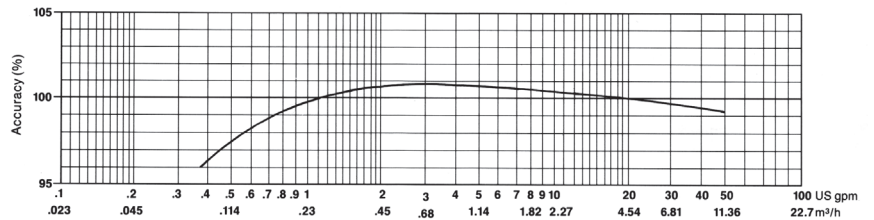
5/8" ACCURACY



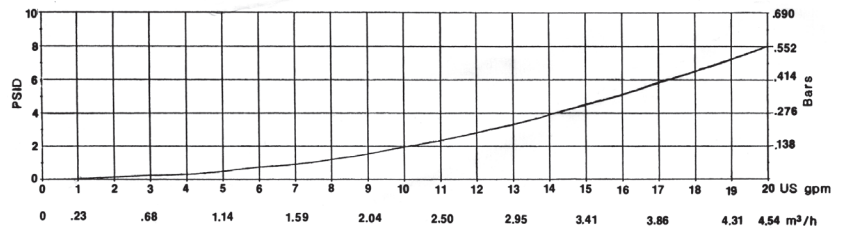
3/4" ACCURACY



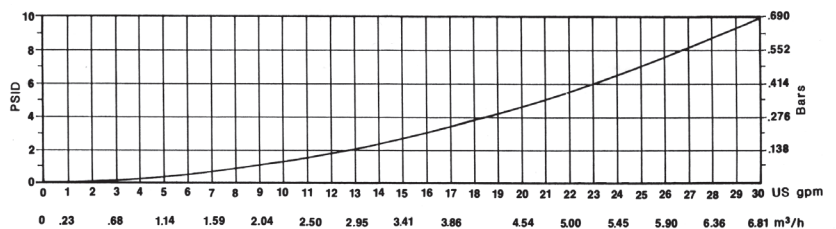
1" ACCURACY



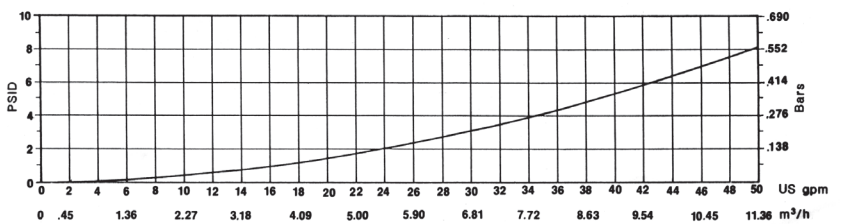
5/8" PRESSURE LOSS



3/4" PRESSURE LOSS



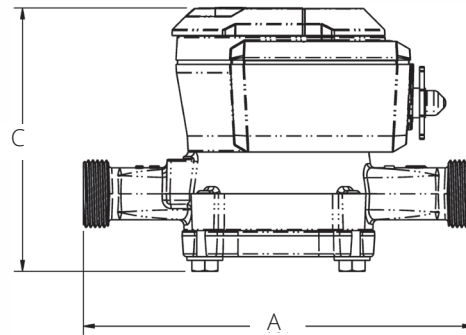
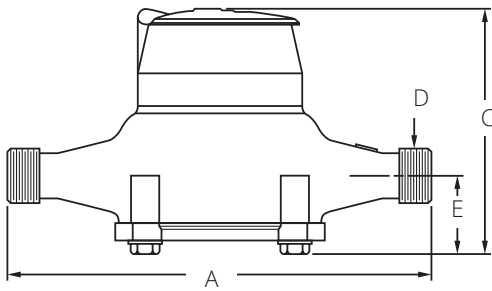
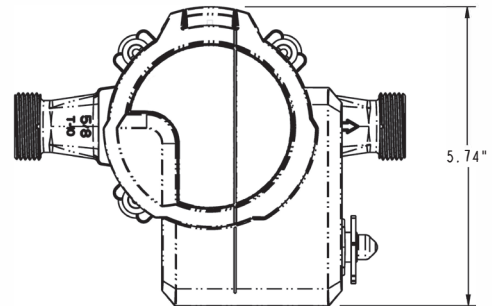
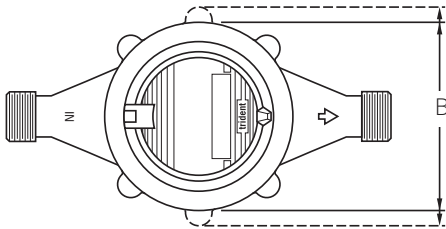
1" PRESSURE LOSS



These charts show typical meter performance. Individual results may vary.

Dimensions

Meter Size	A	B	C					D-	E-	Weight lbs/kg
	in/mm	in/mm	Std. in/mm	ARB in/mm	ProCoder™ or E-CODER®	ProCoder™) R900i™ or ProCoder™) R450i™	E-CODER®) R900i™ or E-CODER®) R450i™	NPSM Thread	in/mm	
5/8"	7½ 191	3⅝ 92	4⅜ 111	5¼ 133	5¼ 133	5¼ 133	5¼ 133	¾" - 14"	1½ 38	3¼ 1.4
5/8" x ¾"	7½ 191	3⅝ 92	4⅜ 111	5¼ 133	5¼ 133	5¼ 133	5¼ 133	1" - 11½"	1½ 38	3⅝ 1.5
Pre 2011 5/8"	7½ 191	3⅝ 92	4⅞ 124	5½ 146	5½ 139	5½ 139	5½ 139	¾" - 14"	1⅝ 41	3¾ 1.7
Pre 2011 5/8" x ¾"	7½ 191	3⅝ 92	4⅞ 124	5½ 146	5½ 139	5½ 139	5½ 139	1" - 11½"	1⅝ 41	4 1.8
¾"	9 229	4⅜ 111	5½ 140	6¼ 159	6¼ 159	6¼ 159	6¼ 159	1" - 11½"	1⅞ 48	6 2.7
¾" SL	7½ 191	4⅜ 111	5½ 140	6¼ 159	6¼ 159	6¼ 159	6¼ 159	1" - 11½"	1⅞ 48	5½ 2.5
¾" x 1"	9 229	4⅜ 111	5½ 140	6¼ 159	6¼ 159	6¼ 159	6¼ 159	1¼" - 11½"	1⅞ 48	6½ 2.9
1"	10¾ 273	6½ 165	6⅝ 162	7 178	7 178	7 178	7 178	1¼" - 11½"	2⅞ 54	9¾ 4.4
1" x 1¼"	10¾ 273	6½ 165	6⅝ 162	7 178	7 178	7 178	7 178	1½" - 11½"	2⅞ 54	10¼ 4.6



Operating Characteristics

Meter Size	Normal Operating Range @ 100% Accuracy (+/- 1.5%)	AWWA Standard	Low Flow @ 95% Accuracy
5/8"	1/2 to 20 US gpm 0.11 to 4.55 m ³ /h	1 to 20 US gpm 0.23 to 4.5 m ³ /h	1/8 US gpm 0.03 m ³ /h
3/4"	3/4 to 30 US gpm 0.17 to 6.82 m ³ /h	2 to 30 US gpm 0.45 to 6.8 m ³ /h	1/4 US gpm 0.06 m ³ /h
1"	1 to 50 US gpm 0.23 to 11.36 m ³ /h	3 to 50 US gpm 0.68 to 11.4 m ³ /h	3/8 US gpm 0.09 m ³ /h

Registration

ProRead Registration (per sweep hand revolution)		5/8"	3/4" & 1"
10	US Gallons	√	√
10	Imperial Gallons	√	√
1	Cubic Foot	√	√
0.1	Cubic Metre	√	√
Register Capacity ProRead, ProCoder, and E-CODER		5/8"	3/4" & 1"
10,000,000	US Gallons	√	√
10,000,000	Imperial Gallons	√	√
1,000,000	Cubic Feet	√	√
100,000	Cubic Metres	√	√
ProCoder and E-CODER High Resolution (8-digit reading)		5/8"	3/4" & 1"
0.1	US Gallons	√	√
0.1	Imperial Gallons	√	√
0.01	Cubic Feet	√	√
0.001	Cubic Metres	√	√

Warranty

Neptune® provides a limited warranty for performance, materials, and workmanship. See warranty statement for details.

Guaranteed Compatibility

All T-10 water meters are guaranteed adaptable to our ProRead™, AutoDetect, ProCoder™, E-CODER®, E-CODER®)R900i™, E-CODER®)R450i™, ProCoder™)R900i™, TRICON®/S, TRICON/E®3, and Neptune meter reading systems without removing the meter from service.



36 Hudson Rd
Sudbury, MA 01776

800.225.4616
www.tisales.com



Metering Systems Support
978.261.7683